



Year Three

Week beginning 6th July 2020

Hello Year 3! Hope you are well. It's been lovely speaking to you on the phone! Missing you! Here are your new tasks!

New!

English

Watch ['The Black Hat'](#) with a parent or carer film up until where the boy goes into the woods and finds the hat (32 seconds). What do we know about the boy? Discuss what you have seen and heard in the film. Discuss any unknown vocabulary.

Look at the **zones of relevance** on the first page:

- Green is most relevant
- Yellow is relevant
- Red is irrelevant

What adjectives do you know already to describe the boy? For example, lonely, young, quite...

Where would you put these words on the zone and why? Look at the words and phrases I have given you on the second page. Are there any on there that you don't know the meaning of? Use a dictionary to find out the meaning of any words you don't know yet. Select a few examples and discuss where and why you would place the word to describe the boy.

For some words there is no right or wrong - we can only use the evidence that we have, which is the film narrative.

Send me a picture of where you have placed your words plus an explanation for your choices for three words.

Handwriting tasks

Over the next few weeks, we want you to focus on your continuous cursive letters and presentation. Have a look at the sheets on Seesaw for you to use. Keep up your Spelling shed!

P.E.

During National School Sport Week, Rounders England have created 5 virtual challenges for young people to undertake with the added challenge of competing to win their own Rounders Bat and Ball Pack.



Check out the details on Seesaw.

Art

Stone Balance Towers


Equipment needed:

Different shaped stones.

Go on a stone hunt and find different shaped/sized stones in the garden then

give this a go and see how high you can go! Take it a little bit further by sketching or photographing your masterpieces and considering what that tower represents for you.

Upload onto Seesaw.




Design Technology



Top five engineering challenges to do at home (2nd week of this task)

Click on the picture to explore the 5 engineering challenges. Pick one you would like to complete and upload on to Seesaw.

Well-being



What makes you happy?

In school we talk about 'What fills our bucket of happiness.'

Write down/draw/create the different things that make you happy on each line.

English tasks

Shout outs!



Wow over 1320 books completed on EPIC!

Oh dear, we are still in 6th place on Spelling shed and behind Year 2!!! I know many of you are working incredibly hard on your spellings but please tell your friends they must go on Spelling Shed to practise their spellings and get our class moving up! Come Year 3!



Access your Read theory account and carry out the reading tasks and comprehension questions.



Epic Books

As well as using Read theory continue to use EPIC kids which is an online site full of books. Click on this Epic picture and use our class code `zrs9822` Next, click on your name and get reading. We have assigned some books to get you started.

We will be able to see how you are doing as it will send us updates as to what and how much you have read. Happy reading!




First News

Read this week's edition of First News via Seesaw Class Announcements.
Released on Monday mornings.



Maths tasks



Click on the image above and explore the 'Maths is fun' games.



Keep practising your TT Rockstars and why not challenge a friend to a 'Rock Slam'!?



Click on the White Rose link above to take you to the Year 3 videos.

Please click on the 'Premium Resources' link above to access the worksheets.

To access your Maths resources, you need to scroll down to Week 10 (29th of June) as we are a week behind.

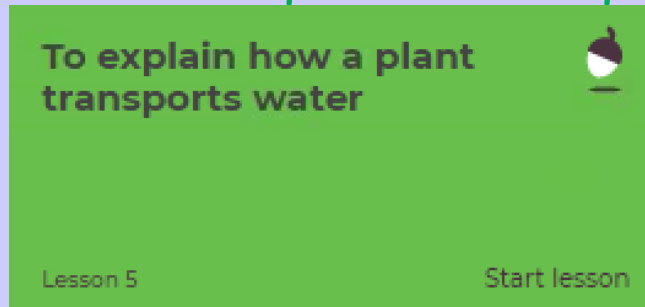


Explore these Active Maths tasks (which we are used to using in school) as and when you feel you would like to.

Science - feedback task

Plants Lesson 5:

To explain how a plant transports water



You'll need: a pencil and a pen; a ruler; colouring pencils, a notebook or paper. Ask an adult if you can pick a leaf from a tree. You may also want to try the water transportation investigation using celery and food colouring. Please ask an adult to help you. You can upload your photos onto Seesaw. [Click on the image above and scroll down to Science, Plants, Lesson 5.](#)

Keep your work well presented focussing on your continuous cursive letters.

Looking forward to seeing your Science work!



Topic tasks

Recap from prior learning (click on image)



Who was Tutankhamun?



Can you make your own ancient Egyptian headdress, colour it in and after placing it on your head, declare yourself Pharaoh!

Make a **research poster**! After researching **Tutankhamun**, can you research one more pharaoh. My other favourite pharaoh is **Hatshepsut**!

You can be as creative as you like in sharing your new knowledge.



Foundation subject tasks

Computing Music Creation



Pupil Activity 2

Use mixing tools to build a song using different sampled voices.

Visit [iLearn2](#) and use the 'Pupil Activity Code' **8889** to access the video guides.

Mixing music is when you take different sounds and put them all into one song. A sample is a recording of a sound such as a voice that can be used in a song in different ways, such as lopping it.

Use the [incredibox website](#) to build up a mix using the beats, effects, melodies and voices. The aim is to get the right mix so all the circles in the top right corner are complete. Once you have finished you can record 10 bars by clicking 'Record.'

You can save your work as a link and upload the link onto Seesaw.

Online Safety at Home Activity Packs



Learn how to stay safe online with **Activity 8's** e-safety pack.

Each pack contains two 15 minute activities.

Click on the Thinkuknow image to access your pack.

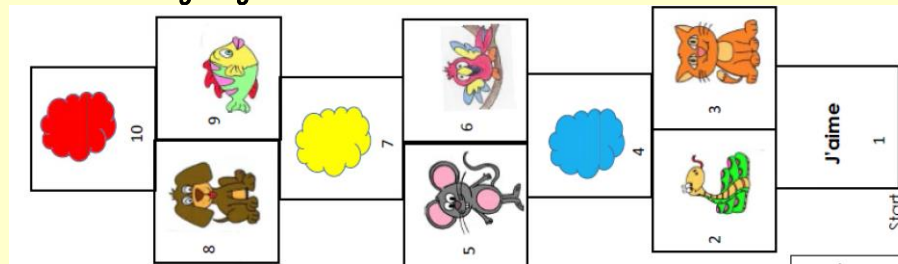
You can access previous packs and the parent help guide if you wish.



Languages - colours, animal names and 'I like'



Can you practise saying colours, animal names and 'I like' in French?



Play "language hopscotch".

1. First play the hopscotch game on the page using our hands.
2. Afterwards you can play the game in your garden or with large pieces of paper to make the hopscotch grid in a room in your house.
3. You need to turn the page so that you can see the pictures on the grid the right way up.
4. At the end of the game say a sentence using the verb "J'aime..." (I like...) and one of the animal nouns.

Thank you

Mr Berger-North