



Year Four

Week beginning 6th July 2020

Hello Year 4! Hope you are all well and staying safe. We continue to miss you all.
Science will be our feedback task this week.

New!

Design Technology

Top five engineering challenges to do at home (over the next two weeks)

Click on the picture to explore the 5 engineering




challenges. Pick another one you would like to complete and upload on to Seesaw.

Wellbeing

What makes you happy?

In school we talk about 'What fills our bucket of happiness' Write down/draw/create the different things that makes you happy on each line.




Art

Stone Balance Towers

Equipment needed: Different shaped stones.

Go on a stone hunt and find different shaped/sized stones in the garden then give this a go and see how high you can go! Take it a little bit further by sketching or photographing your masterpieces and considering what that tower represents for you. Upload onto Seesaw.



PE

During National School Sport Week,

Rounders England have created 5 virtual challenges for young people to undertake with the added challenge of competing to win their own Rounders Bat and Ball Pack.

Check out the details on Seesaw.



English - Literacy shed

Jotun the Viking

Your writing focus over the next 2 weeks will follow the story of Jotun the Viking. Watch the following video:

<https://www.literacyshed.com/jotun.html>

Before you start, you will need to decide who Jotun is - is he the young son who sets off from the village? The old warrior who sends his son on the journey? Or is he the Viking warrior in the flashback of the battle that we see? You might want to draw a story map to help you.

We will build up to writing the full story. More information is on Seesaw to help you

Handwriting tasks

Over the next few weeks we want you to focus on your handwriting and presentation. Have a look at the sheets on Seesaw for you to use.



English tasks

Shout outs!



Wow over 670 books completed on **EPIC**.

We are now in 2nd place on *Spelling shed*. Let's climb back up.



Access your Read theory account and carry out the reading tasks and comprehension questions.



Epic Books

As well as using Read theory continue to use EPIC kids which is an online site full of books. Click on this Epic picture and use our class code nrr2870 Next, click on your name and get reading. We have assigned some books to get you started.

We will be able to see how you are doing as it will send us updates as to what and how much you have read. Happy reading!

First News

Read this week's edition of First News via Seesaw Class Announcements. Released on Monday mornings.






Maths tasks



Click on the image above and explore the 'Maths is fun' games.



There are no tournaments this week but keep practising yourself or why not challenge a friend to a 'Rock Slam'.



You need to scroll down to Week 10 (29th of June) as we are a week behind

Click on the White Rose link above to take you to the Year 4 videos.

Click on the Premium Resources link above to access the worksheets.

Explore these Active Maths tasks (which we are used to using in school) as and when you feel you would like to





Topic tasks



Vikings -

Look at the Viking God top trump card templates on Seesaw.

Research facts about each of the Viking Gods and create your own Viking God top trump cards.

You can use these cards to play a Viking top trump game with a family member or even a friend (online?)





Foundation subject tasks

Computing Internet Research (Recap)

Can you reference the correct source of information?

Where did you find it?

Use the document uploaded onto Seesaw (as a template) and the Internet to complete the table by finding the answer to the questions and adding the sources of your information.



Where did you find it?

Use the internet to complete the table by finding the answers to the questions and adding two sources of your information to cross-reference it. (double check). Copy and paste the website urls (addresses) where you found the answer from. The first one has been done for you.

Online Safety at Home Activity Packs



Learn how to stay safe online with **Activity 8's** e-safety pack.


Each pack contains two 15 minute activities.

Click on the Thinkuknow image to access your pack.

You can access previous packs and the parent help guide if you wish.

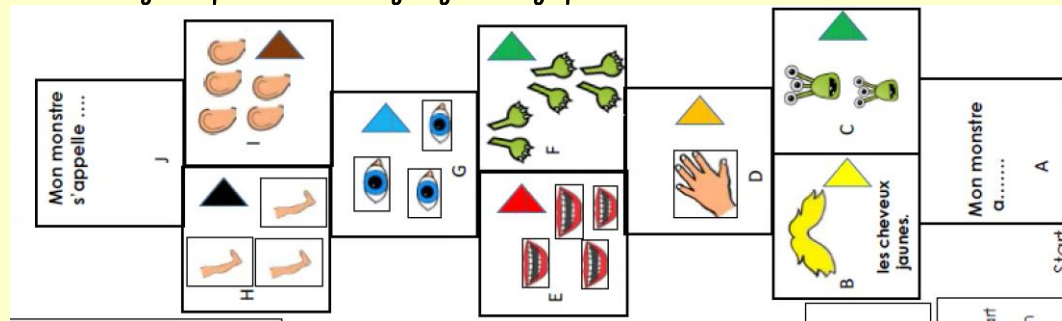


Languages - body parts and colours



Monster hopscotch!

Can you practise saying body parts and colours in French?



Play "language hopscotch".

- First play the hopscotch game on the page with your hands.
- Each square on the grid describes a part of a monster's body.
- Say what you see. Say how many of each body part you can see, the body part and the colour in the triangle.
- Draw the monster.
- At the end of the game, try to write a sentence to describe part of this monster's body.
- Start your sentence with "Mon monstre a..."

Afterwards play the game in your garden or with large pieces of paper to make the hopscotch grid.

You need to turn the page so that you can see the pictures on the grid the right way up.

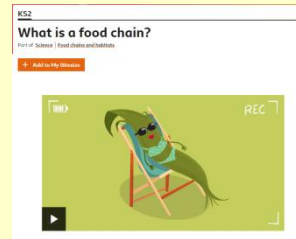


Science

Food chains - predators/prey/consumers

Key Vocabulary

digestion, excretion, peristalsis, anus, duodenum, small intestine, large intestine, stomach, rectum, oesophagus, tongue, saliva, acid, bile, enzymes, incisors, canines, molars, predator, prey, producer, consumer, primary, secondary, tertiary



First, explore the Bitesize site - What is a food chain?
Then, have a go at the Woodland Food chain challenge



Finally, create your own Food chain
Consider how you can creatively present this.

