



Thank you for all the fantastic photos and videos that you have been sending in about the polar animals. It has been great to see and hear all the informative facts that you have learnt about how polar bears, polar foxes and reindeers adapt to living in the arctic conditions.

Here are your new home-learning tasks for this week.

For anyone new to 'Seesaw', it is really simple, all you need to do is login, check your 'Inbox' for any announcements and then click 'Activities' to retrieve the tasks for this week.

Each week, we will provide feedback on one piece of work set through 'Seesaw'.

This week's feedback task will be your 'Art Task - Van Gogh's Starry Night'

We will look forward to receiving even more photos, videos and voice recordings this week!

English Tasks



1. **Spelling Shed Activities:** Login on 'Seesaw' and click 'Activities' to access some reading and writing activities featuring this week spelling rule: **Adding '-er' to words ending in y.**



2. **Spelling Shed Spelling Practise:** You can also click on the SS logo to take you the official 'Spelling Shed' website, where you can practise this spelling rule online. You will need your username and password to access the website (these can be found in your reading journal).



3. **Rising Stars Reading Planet:** You have three new reading books waiting for you on 'Reading Planet'. Just click on the image and this will take you directly to the log-in page. Once you have completed each book, don't forget to complete the quiz to see how many questions you can get correct. It is important that you also click 'finished' at the end. Happy Reading!



4. **Sentence Starters:** A piece of writing is always more interesting and exciting to read if the sentences are started in different ways. For this task you should look at the image and write five sentences each starting in a different way. Just log onto 'Seesaw' and click the 'Activities' to access this task.



5. **Think About a Picture:** Look at the illustration on the task sheet and consider what clues the image is giving you - what do you know? What do you think you know? What questions do you have? Just log onto 'Seesaw' and click the 'Activities' tab to locate the task.

Ongoing Weekly English Resources...



Epic! - Although 'Rising Stars Reading Planet' will now take over as our main reading resource, please feel free to keep using 'Epic' as a website where your child can read books for pleasure. Click on the icon and use our class code: **uzb3544.**

Maths Tasks




1. **White Rose Maths** - Click on the image to access daily video clips relating to the Y2 Maths Curriculum. Remember we are a week behind so you will need to scroll down to Week 10: W/C 29th June - Mass, Volume and Capacity - NOT Litres, Temperature and Time!

Premium Resources

Once you have watched the video see if you can complete the daily activities. To access these just click on the 'Premium Resources' icon.



2. **BBC Bitesize** - The BBC has put together daily maths lessons for children to access. Click on the image and explore the maths lessons for Year 2. They link with White Rose Maths and have a daily TV programme too.

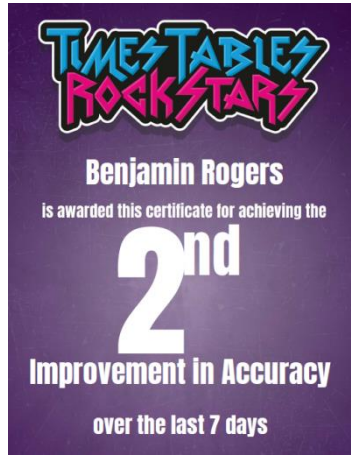


3. **Find the Corner** - Can you find three numbers which are connected together to make one of the set totals? Just log onto '**Seesaw**' and click the '**Activities**' tab to access this task.



4. **TT Rockstars** - Log onto the TT Rockstars website (just click on the image) and practise your times tables. Don't forget the teacher's will be giving out awards each week - let's see if it's you next week?!

The awards for 'TT Rockstars Most Improved Accuracy' go to:



Well done Jessica, Ben and Elliot!

Science Task



Adaptation: What do you do if you are feeling hungry or thirsty? - What would you do if there was no food or drinks in your house and the supermarkets were all shut? Where would you go then?




Cacti live in very hot conditions where it doesn't rain very often. They still need to keep hydrated so what do they do when they are feeling thirsty? Click on the images to watch two separate videos to learn all about how cacti adapt to its surrounding.

Once you have watched the videos, you should draw and label an image of a cactus and explain how it adapts to its hot and humid surroundings in order to survive.

Key Vocabulary: birth, decay, energy, microhabitat, dead, life cycle, food chain, source, nutrients, reproduction, consumption, environment

Art Task



Van Gogh's 'Starry Night': Log onto '[Seesaw](#)' and click '[Activities](#)' to access the presentation all about Van Gogh. Here you will find some interesting facts about Van Gogh as an artist as well as see some of the master pieces which he produced. We would like you to have a go

at reproducing [Van Gogh's 'Starry Night'](#) using whatever resources you have. You can choose to do it in paint, pastels, pencil crayons or you may even create a collage. What is important is the range of colours and tones in your piece.

This task will be your '[feedback task](#)' this week so please, please please make sure you send your fantastic artwork to us as we would love to see your creations!

Other Useful Websites



1. **Oxford Owl** - Online ebooks which match your child's reading book band
2. **Roy the Zebra** - Interactive reading games.
3. **Twinkl** - A range of activities for all subject areas throughout the curriculum.
4. **ICT Games** - Interactive Maths and English games.
5. **Education City** - A range of interactive activities for all subject areas throughout the curriculum. Your child's log in will be in the back of their reading records.
6. **Once Upon a Picture** - A selection of interesting images which can inspire your child to write. It could be a story, a recount, a set of instructions, whatever motivates them.
7. **Topmarks** - A range of interactive activities for all subject areas throughout the curriculum.