



We hope you all enjoyed the sunshine last week and you managed to make the most of the beautiful weather. Thank you for all the fantastic pieces of work that you have uploaded on Seesaw - we can see that you are all working very hard and we will look forward to receiving even more photos, videos and voice recordings this week!

For anyone new to 'Seesaw', it is really simple, all you need to do is login, check your 'Inbox' for any announcements and then click 'Activities' to retrieve the tasks for this week.

Each week, we will provide feedback on one piece of work set through 'Seesaw' so don't forget to upload a video or voice recording of what you have been doing!

This week's feedback task will be: 'Science Task- Polar Adaptations'

We will look forward to seeing all your hard work!

English Tasks



1. **Spelling Shed Activities:** Login on 'Seesaw' and click 'Activities' to access some reading and writing activities featuring this week spelling rule: 'Adding '-ed' to words ending in y'.




2. **Spelling Shed Spelling Practise:** You can also click on the SS logo to take you the official 'Spelling Shed' website, where you can practise this spelling rule online. You will need your username and password to access the website (these can be found in your reading journal).



3. **Rising Stars Reading Planet:** You have three new reading books waiting for you on 'Reading Planet'. Just click on the image and this will take you directly to the log -in page. Once you have completed each book, don't forget to complete the quiz to see how many questions you can get correct. It is important that you also click 'finished' at the end. Happy Reading!



4. **Conjunctions:** Click on the image to access the video to explain what 'conjunctions' are. After, log onto 'Seesaw' and click the 'Activities' tab to locate the follow-up task. If you enjoyed this activity, there are a some additional activities on the web link (towards the bottom of the page) should you wish to explore these further.



5. **Tenses:** Click on the image to access the video to explain the differences between past, present and future tense. Next, log onto 'Seesaw' and click the 'Activities' tab to locate the follow-up task.

Don't forget you can write your answers in a notebook rather than printing everything off if you want to save some paper.

Ongoing Weekly English Resources...



Epic! - Although 'Rising Stars Reading Planet' will now take over as our main reading resource, please feel free to keep using 'Epic' as a website where your child can read books for pleasure. Click on the icon and use our class code: **uzb3544**.

Maths Tasks




1. **White Rose Maths** - Click on the image to access daily video clips relating to the Y2 Maths Curriculum. Remember we are a week behind so you will need to scroll down to Week 9: W/C 22th June - Length And Mass - **NOT MASS AND VOLUME!**

Premium Resources

Once you have watched the video see if you can complete the daily activities. To access these just click on the 'Premium Resources' icon.

Bitesize

2. **BBC Bitesize** - The BBC has put together daily maths lessons for children to access. Click on the image and explore the maths lessons for Year 2. They link with White Rose Maths and have a daily TV programme too.



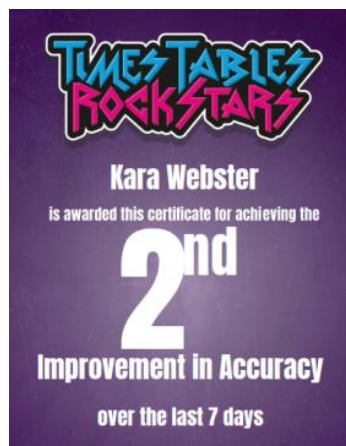
3. **The Sweet Shop** - You have been assigned a series of fun problem solving activities all to do with a sweet shop. Just log onto 'Seesaw' and click 'Activities' to access this task.

You should choose **one out of the five** activities to complete, however, if you would like to complete more than one of the activities feel free to do so.




4. **TT Rockstars** - Log onto the TT Rockstars website (just click on the image) and practise your times tables. Don't forget the teacher's will be giving out awards each week - let's see if it's you next week?!

The awards for 'TT Rockstars Most Improved Accuracy' go to:



Well done Liam, Kara and Chloe!

Science Task



Polar Bear Adaptations: Watch the report (by clicking on the image) to see how polar bears, snow foxes and reindeer have adapted to live in cold environments. In the video, the narrator explains their key adaptations so listen carefully because this is part of your feedback task this week. Once you have made any notes you may need, we would like you to send us a video or voice clip recalling some of the facts you have learnt about how a polar bear, snow fox or reindeer adapts to the arctic conditions. We will look forward to seeing and hearing these on 'Seesaw'.

To upload a pre-recorded video, click 'Activities', select 'Science Task'. Next click 'Add', select 'Upload' then 'Photos' and finally select the video required.

To upload a voice clip, you can follow the instructions as above, however you should select 'Note' or 'Drawing' instead of 'Upload' and then click on the icon of the 'microphone' to record your facts.

History Task

Antarctic Explorers:
What Would You Take?

IT'S 1908. You are about to go on an expedition to the South Pole. What would you take with you? What would you need to survive?

Clothes

Food

Equipment

Special Item

Arctic Explorers: Have you ever felt so cold you can't feel your fingers and toes? Well imagine how Ernest Shackleton felt as he ventured to the South Pole. Look through the presentation on 'Seesaw' under 'Activities' and then we would like you to consider how you would prepare if you were going on a similar adventure. What things would you take with you? Think about clothes, food, equipment and one treasured item.

Other Useful Websites



1. **Oxford Owl** - Online ebooks which match your child's reading book band
2. **Roy the Zebra** - Interactive reading games.
3. **Twinkl** - A range of activities for all subject areas throughout the curriculum.
4. **ICT Games** - Interactive Maths and English games.
5. **Education City** - A range of interactive activities for all subject areas throughout the curriculum. Your child's log in will be in the back of their reading records.
6. **Once Upon a Picture** - A selection of interesting images which can inspire your child to write. It could be a story, a recount, a set of instructions, whatever motivates them.
7. **Topmarks** - A range of interactive activities for all subject areas throughout the curriculum.