

Home-Learning Overview

Year 6, Summer term (2), Week 4: WB 29/6/20

Hi everyone. Another fabulous week of weather and another fabulous week at school. I hope everyone at home is well and that you are managing to make time for your school work. Thank you to everyone who has posted work to Seesaw; I have loved looking at your posts.

Here is Summer Term Two, week 4's Home-Learning.

Make sure you read the entire document, all the way to the bottom as there are important messages, especially for those who are in school.

ENGLISH- this week's tasks...

READING



- On **EPIC Kids**, I have assigned a few books **linked to our science learning on Evolution and some new ones linked to our geography learning on Biomes**. Click on this Epic icon and use our class code **qps4948**
- **'First News'** –this should be something everybody is reading, every week. It's a brilliant way of understanding current events and issues that are happening in the world right now.



Read this week's edition of First News via Seesaw Class Announcements; it will be released on Monday mornings.

Ongoing other reading activities:

- **'Read Theory'** <https://readtheory.org/auth/login>
The importance of reading comprehension. This resource is a great way to keep practising this. It would be great if everyone could have a go and improve their scores.

SPaG – this week's tasks

- I have set the 2019 SAT paper for you this week on **SPaG.com**. **THIS WAS LAST YEAR'S PAPER!**
<https://www.spag.com/>
- **Spelling Shed** <https://play.spellingshed.com/#/login> **YEAR 6 WE ARE STILL IN 4TH!!!!!!!**
Well, well, well! We have been toppled by Year 4 and Year 2! We need our crown back! This week, I'm setting you two challenges:
 1. Regain our crown as Queensgate's Number 1- we are currently fourth!
 2. Can we have a big push to get into the World Top 100 league?

WRITING – this week's tasks...

- **DECLAMATION COMPETITION!**

We are very excited to announce that we are still going to run our annual Declamation competition. We will be doing this on **Tuesday 14th July**. See Seesaw for further details.

- **Francis**

Watch the animation....Francis (see the link below)

https://www.youtube.com/watch?v=I9xX6lQ_gdY&t=154s

Monday

Draw the outline of a body. This is to represent Francis. Next to her draw a large thought bubble. Ask the children to work as a team to write down all the changes that happen internally, externally and in her thoughts as the lake scene progresses

Tuesday

Write a character description to describe the creature

Wednesday/Thursday

Write an entry into Francis Brandywine's journal as the events unfold...

Ongoing other writing activities:

- Use your Home Learning Journals to write about images from the brilliant website, **Pobble365**

<http://www.pobble365.com/>

This is a great site to practise writing as much as you like. I'd aim for one a week. But practise your proof-reading, especially looking for spelling and punctuation errors. One activity I suggest doing with this, is one of our 'slow-write' paragraphs. You could choose 5 or 6 SPaG terms from your SPaG tag game or something from your CGP book contents page, and use them to include in your paragraph. For example,

Sentence 1- must include a fronted adverbial of time/place/manner/frequency

Sentence 2- must include a colon

Sentence 3 - must include the past-progressive tense

Sentence 4 - must include a word with the spelling rule 'ant/ance'

Sentence 5 - must include a subordinating conjunction

Sentence 6 - must include personification

See how you get on. Could you post any to Twitter? I would love to see some.

- The BBC Bitesize daily activities <https://www.bbc.co.uk/bitesize/tags/zncsscw/year-6-lessons/1>
- Oak National Academy continue to make excellent units of work

MATHS- this week's tasks...



- **White Rose Maths**

Click on the hyperlink to the right to take you to the Year 6 videos for this week.


Remember, we are a week behind so you need to scroll down to Week 9

(22nd June) This week's focus is area, perimeter and volume. For all those children coming into school, A good pre-learning task would be to watch the video for Lesson 1 prior to coming to school on Monday.

The link below will take you to a Google Drive folder that has all of the week's resource sheets and answers. They will not be put separately on the blog page any more.

https://drive.google.com/drive/folders/11dEtC0Hc1RZsCKsvWPZF-sCVR_QbBuIF?usp=sharing

- Click on the image below and explore the '**Maths is fun**' games. Upload on Seesaw a video explaining your favourite game and the mathematical learning it supports.



Ongoing other Maths activities:

- **Corbett maths 5-a-day** <https://corbettmathsprimary.com/5-a-day/> These are perfect for that little-and-often and we are so used to using them in class. They have answers too!
- **TT Rockstars:**
- **Mathsisfun**- a great website with lots of information on <https://www.mathsisfun.com/>
- Explore these **Active Maths** tasks as and when you feel you would like to.



SCIENCE & FOUNDATION SUBJECTS- this week's tasks...

- **Wellbeing/PSHE**

A tale of two beasts

Looking at things from different viewpoints

Click on the book and watch with a parent

See the slides on Seesaw and work through the tasks.




- **PE**

Blank PE A-Z

Design own challenges for each letter. See Seesaw for the grid sheet.

Carry out the challenges with family members. Upload your challenge grids onto Seesaw..



- **Geography –**

This week's topic challenge:

1. Finish any learning linked to Biomes from previous two weeks
2. Work through the presentation on 6-figure-grid-references (see Seesaw)

Design Technology

Top five engineering challenges to do at home (over the next two weeks)

Click on the picture to explore the 5 engineering challenges. Pick one you would like to complete and upload on to Seesaw.



- **Computing: NEW- VIRTUAL REALITY**

This is an exciting unit. Work through it at your own pace. It will probably be a three-week unit. **The code needed is 2954**

<https://www.ilearn2.co.uk/virtualrealityteacher.html>

- **Science – new activities (click on the link below)**

Week 4 – Natural Selection and Charles Darwin

Key Vocabulary

evolution, natural selection, variation, advantageous, species, characteristic, adaptation, genes, survival of the fittest.

<https://www.bbc.co.uk/cbbc/shows/horrible-histories> - Series 4 Episode 2. Charles Darwin sings about natural selection. Need to check link!

Look at the biography of Charles Darwin – see the PowerPoint on Seesaw

Use https://kids.kiddle.co/Charles_Darwin to inform your research.

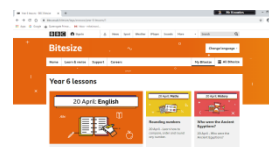
P.S Previous week's topic tasks- see previous blog posts!

WHAT ELSE CAN I DO/USE?

- **A bit of everything...**

<https://www.bbc.co.uk/bitesize/tags/zncscw/year-6-lessons/1>

The BBC has put together daily lessons for children to access. Click on the link above and explore the lessons.



Messages...

1. ALL CHILDREN FROM YEAR 6

RETURN EQUIPMENT/BOOKS/KIT ETC

If you have any books (e.g. The Explorer, a library book, Art Sketch Books etc) or equipment that you have finished with, please bring it back into school. This also applies to any outstanding kit that you may have (football team, Cross-Country bibs etc). Any returning children also need to bring in a book from home to read that will remain in school. Those children who are not returning to school, please, if possible, arrange to drop off any school equipment, books or kit that is required back at school. My 'bubble' have tennis on Monday morning at Queensgate Tennis Club- please bring a waterproof bag in case it rains. Mrs Bowman's bubble will need theirs for Thursday.

2. CHILDREN IN SCHOOL – Friday's tasks...

- Mr K's Bubble- finish Alma pieces
- Watch the next Maths video in preparation for Monday.
- Watch Francis before Monday
- Mr K's Bubble- A-Z of fitness: have go!
- Find a good song to use for your dance!
- Biomes activity sheet (cross-curricular activity)
- Finish watching Science video from this week
- The boy, The Mole, The Fox and The Horse- choose your motivational/moving words. Think about what your illustration might look like

Thank you.