






Queensgate Primary School

Home Learning



Below you will find the areas to focus on with your child this week. As many of our children are now returning to school, we have merged the Nursery and Reception Home Learning into one document. Please also remember to keep reading regularly with your child at home and access the suggested websites for more activities.

Sounds of the week

Aa 	Bb 
Cc 	Dd 

Nursery t (tower)

If your child is now very secure with the above sound, please move on to the sounds shown below in 'Mrs Heath's Group'.

Reception

Mrs Aitken's
Group

ay (play)
a_e (make)
ea (leaf)

Miss Sutherland's
Group

ar (star)
or (fork)
ur (turn)

Miss White / Mrs
Heath's Group

l (lip)
ll (full)
j (jog)

Can your child think of any words that contain these sounds? What words can you spot them in? Can they use these sounds in blending and segmenting activities?

Rhymes for writing activities for Nursery / Mrs Heath's Group:

t = Tower - 'down the tower, across the tower'

l = Leg - 'down the long leg'

j = Jack in a Box - 'down his body, curl, dot for his head.'





Reception

Each week your child will be set a challenge on Spelling Shed linked to our Sounds of the Week. Please encourage them to log on each week to complete their task.



Tricky words

Nursery

no

Reception

there

little

In Nursery we are consolidating our knowledge of tricky words so you may see some you have already covered. Reception have now moved onto new tricky words which your child won't be familiar with. Can your child read and write these tricky words? Can they tell you what is tricky about the word? Can they say a sentence containing one or more of these tricky words? Reception children could write a sentence with these tricky words in. Nursery children have a go at writing this tricky word, remembering to think about how you're holding the pencil. Can they spot the tricky words in books, stories online or in print in the environment?



Number of the week

Nursery

5

five

Reception

22

twenty-two

Can your child identify this number? Can they count out the correct number of objects? Can they count on/back from this number? Can they tell you one more/one less (Nursery) or ten more/ten less (Reception)? Can they spot this number anywhere in the environment? How many different images can you draw or find to show this number? Nursery, there's a Number 5 powerpoint to have a look at and a Number 5 Activity Sheet if you want to have a go.



I am pleased to see that you have been enjoying using the White Rose Resources. Next week (Summer term, Week 9) the activities are based around 'Zog', which includes use of the tens frame which is a great addition and subtraction tool. We would love to see pictures of any of the activities you manage to complete on the ILD.

Tales Toolkit



Character



Setting



Problem



Solution

Our Tales Toolkit task for this week is linked to our Hamilton activities - see below. Can you identify the character, setting, problem and solution in the story? Is there one or more than one of each? This week we are going to think specifically about describing a setting, in particular the wood that Goldilocks walks through. We're going to describe it from the perspective of the main character.



There is another page attached in the blog with some sentence starters for you to complete with the help of a grown up. It's titled 'setting description from the character's perspective'. It's a clever way of describing the setting without actually saying 'The wood is...'. Remember to use at least one adjective in each sentence. Reception, you could have a go at writing the sentences yourself and Nursery you could tell your sentences to a grown up and get them to scribe it for you. You can be as creative as you like and imagine what else might be lurking in the wood.

ILD task



This week our area of learning is...

Maths - Shape, Space and Measures

My favourite subject - Maths! This week we are learning all about 2D shapes, and creating our own shape picture, a little like the ones below. You need to know the shape names: triangle, circle, oval, square, rectangle, pentagon and hexagon. Can you identify and describe each 2D shape? How many corners or edges does it have? Can you describe it to a partner without saying its name? What shapes can you spot in the environment? Can you make any patterns with shapes, better still if you could create your own shape picture! You can just draw your shapes if you haven't got any at home, or cut them out of paper.

Another little task this week (linked to our 'Goldilocks the Mouse' story), is to sort three or more items by size. Maybe you could use three bowls- large, medium and small, and arrange them by size with matching spoons - large, medium and small.



Please take a picture of your child completing the task above and upload it onto the ILD. It would be great if you could please write a comment explaining what they were able to do and, especially note down any comments that they said during the activity.

English




Hamilton

As we begin the transition back into the classroom, we are very much prioritising our young children's emotional wellbeing whilst still 'Inspiring a Love of Life and Learning'. It is important that the children who remain at home, still have access to high quality and engaging learning opportunities.

The Hamilton Trust resources are aimed specifically for our Reception children to provide English learning opportunities. Nursery children may also access these activities if they wish, but it is not expected.

This week's activities are based around the text 'Goldilocks', but it's a twist on the traditional tale as Goldilocks is a mouse! Please find attached as a separate upload, the story and some activities to complete. This week there is a speaking and listening activity, a reading activity and a writing activity which we hope they will enjoy!



Please upload these completed tasks to the ILD with a photo and some comments as to how your child found the task and any comments they may have made.

Epic Books



All the NURSERY children have now also been added to the Epic Books account, and we would love to know how you get on.

We are really keen to ensure that the children continue to engage with and enjoy reading whilst learning from home which is why we have now signed Early Years up to epic!

epic! is an online library full of stories, non-fiction texts and audiobooks for the children to enjoy.

Click on the epic! image at the top of this page and it will take you to the website where you can log in as a student. You will be asked to enter our class code and then you can select your child's account and they can enjoy exploring the books available.

Enter Your Class Code

Go!



Class Code:
sgw5041

*The children will not be assigned specific books based upon their reading level, rather I will assign all of the children a range of books each week based upon a theme. The children might be able to access some of the books themselves, you might need to read them to your child or I might assign audiobooks for them to listen to. This week our theme is **Fairy Tales!***

Reception children will also continue to access RISING STARS as usual.

Useful Websites

Just click on the images below to take you to the following websites.



A range of online activities and games to try at home. Children's log in details can be found in the back of their reading records.



A range of reading and writing activities to try at home. Children's log in details can be found in the back of their reading records.



A fantastic range of resources to support all areas of learning and they are currently free. PowerPoints can be downloaded and many resources can be printed for use at home.



Free eBooks for your child to read at home.



PhonicsPlay has a new, updated website. All of the characters and games are the same and it is still free but the set up is slightly different.



A variety of online activities and games for all age groups.



A collection of fun activities / ideas to do at home to give you some inspiration if needed!



Free, decodable comics linked to the phonics phases as an alternative to reading books online.



A fun, interactive phonics game! The children create their own monster who they then teach to read whilst adventuring around a magical world. The game is free on a computer and there is an app available to purchase.