




Year Three

Week beginning 29th June 2020

Hello Year 3! Hope you are well. Missing you! Why not ask a friend if you can complete a task whilst socially distancing? I encourage you to keep in touch with each other by using appropriate online platforms which your parents/carers are happy for you to use. Please upload any home learning you complete onto Seesaw - I love seeing all the hard work you put into your learning.

New!

English - Writing

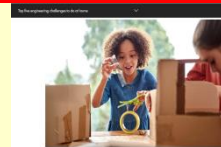


[Click here to access the Book of Hope](#)

Read the poem, 'Say something Nice' by A.F Harold on page 36. A few of you recommended this one for everyone!

After you've read it a few times, I'd like you to create and write your own version of this poem and post it onto Seesaw.

Design Technology



Top five engineering challenges to do at home (over the next two weeks)

Click on the picture to explore the 5 engineering challenges. Pick one you would like to complete and upload on to Seesaw.

P.E.

Blank PE A-Z

Design own challenges for each letter.

Carry out the challenges with family members. You can do this with friends as long as you can socially distance with them. Upload your challenge grids onto Seesaw.

Art



Pebble Art.


See information on Seesaw. You can upload a picture of your completed pebble on there. It would be lovely if we could have these placed around Bramhall.

You can also try these art opportunities:

TATE KIDS

Visit 'Tate Gallery for Kids' by clicking on the image above. Can you choose an art learning activity to complete? You may need your parents/carers to help you. Share your fabulous work on Seesaw.

Well-being - feedback task



A tale of two beasts

Looking at things from different viewpoints

Click on the book and watch with a parent or carer.

See the slides on Seesaw and work through the tasks.



English tasks

Shout outs!



Wow over 1205 books completed on EPIC!

Oh dear, we have dropped to **6th place** on *Spelling shed*. I know many of you are working incredibly hard on your spellings but we need even more of you to help us climb back up the table! Come Year 3 - we can do it!!



Access your Read theory account and carry out the reading tasks and comprehension questions.



Epic Books

As well as using Read theory continue to use EPIC kids which is an online site full of books. Click on this Epic picture and use our class code **zrs9822** Next, click on your name and get reading. We have assigned some books to get you started.

We will be able to see how you are doing as it will send us updates as to what and how much you have read. Happy reading!




First News

Read this week's edition of First News via Seesaw Class Announcements.
Released on Monday mornings.



Maths tasks



Click on the image above and explore the 'Maths is fun' games.



Keep practising your TT Rockstars and why not challenge a friend to a 'Rock Slam'!?



Click on the White Rose link above to take you to the Year 3 videos.

Please click on the 'Premium Resources' link above to access the worksheets.

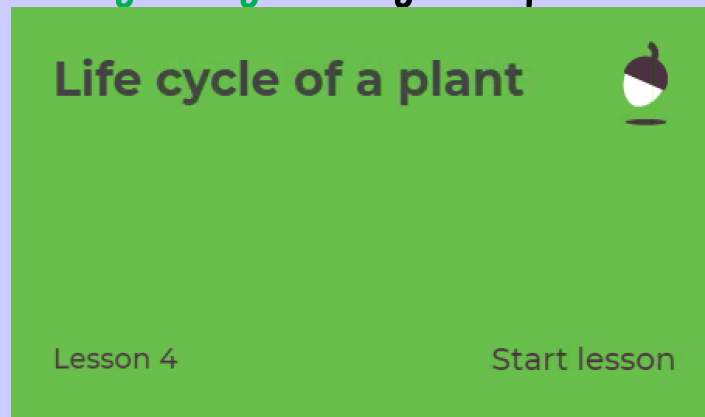
To access your Maths resources, you need to scroll down to Week 9 (22nd of June) as we are a week behind.



Explore these Active Maths tasks (which we are used to using in school) as and when you feel you would like to.

Science tasks

Plants Lesson 4: *Life cycle of a plant*



You'll need: a pencil and a pen; a ruler; a notebook or paper. *Click on the image above and scroll down to Science, Plants, Lesson 4.*

Keep your work well presented focussing on your continuous cursive letters. You can post a photo of your life cycle of plant onto seesaw. You could read each step or even make a video sequencing each step.

[You can also watch this life cycle of plant video on BBC Bitesize.](#)

Looking forward to seeing your Science work!



Topic tasks

Recap from prior learning (click on image)



What did the Ancient Egyptians believe in? Why so many gods?



Why do you think the Egyptians had so many different gods? Can you research five Ancient Egyptian gods and tell me what their responsibility was? For example, there was a god who was the god of the underworld and the afterlife. You can draw and create a poster or use photos online then add text or a voice over to describe the god and their responsibility.



Foundation subject tasks

Computing Music Creation



Pupil Activity 1

Scales, chords, arpeggios, rhythm and tempo

Can you use software such as internet sites to design and create music!?

Visit [iLearn2](https://www.ilearn2.com) and use the 'Pupil Activity Code' **8889** to access the video guides.

Use the video guide to help create your music using [Music Lab Song Maker](#). Pause the video when asked to try the different skills.

Experiment with the [tempo](#) (speed of the music) and click the settings wheel to change the number of bars (measure of music length).

[You can save your work as a link and upload the link onto Seesaw.](#)

Online Safety at Home Activity Packs



Learn how to stay safe online.


Now you can access the activities.

Each pack contains two 15 minute activities.

Click on the Thinkuknow image to access your pack.



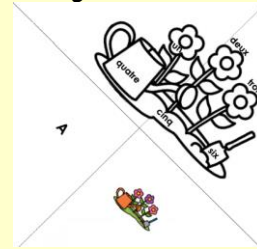
Languages - colours and numbers



Can you make your own 3D garden?

Recap on your colours in French and follow the instructions found in your Seesaw 'activities' folder in your to complete your task.

After completing the task, why not go outside and to sketch/paint flowers and label your drawing with colours in French. Can you read and say the colours and numbers?



You will need scissors, glue and coloured pencils.

Thank you

Mr Berger-North