



Year Three

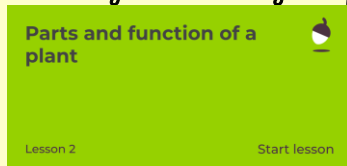
Week beginning 15th June 2020

Hello Year 3! Hope you are well and staying safe. Missing you all. Look out for your new **Seesaw login** which will allow you to post any of the home learning you would like me to see and there will also be a check in video from myself each week. **Don't forget to click on 'view original on the seesaw announcement so that you can access these hyperlinks.**

New!

Science

Plants Lesson 2:
Parts and function of a plant



You'll need: a pencil or pen; a ruler; a notebook or paper. **Click on the image above and scroll down to Science, Plants, Lesson 2.**

Keep your work well presented focussing on your continuous cursive letters. You can post a photo of your wonderful labelled drawings of a plant onto Seesaw. You could even upload a video showing the different parts of a plant in your garden. You can tell me what each part of the plant does - its function! Happy investigating!

Music

Click on the picture to watch Mr O'Dowda's music fact file.
Next week there will be a quiz based on these facts.



Wellbeing

Check in questions

Discuss these questions with someone at home.

You can post any of your answers on Seesaw if you would like to:

- What have you liked about lockdown?
- What have you disliked about lockdown?
- What will you continue to do once lockdown has been lifted?
- Share your funniest moment of lockdown.

English - Feedback task



[Click here to access the Book of Hope](#)

Read the poem 'A Way to the stars' by David Almond on page 22
As you are reading it, draw the images it conjures up and then create a final picture. You can annotate it if you would like to.

Post your final version on seesaw. This is our focus challenge that you will receive feedback on this week

Choose another story from the book, read it and post a recommendation on Seesaw describing why it is a good story and how it made you feel. You could post a video of yourself explaining your views.

English tasks

Shout outs!




Well done to all our children accessing Read Theory, Epic Books and Spelling shed.

For completing Read Theory quizzes: Alfie, Freya and Daniel G

Epic book readers this week: Ava, Ben C, Daisy, Daniel G, Edwin, Freya, Harry O, Joseph, Layne, Miley, Scarlett and Sophie.

Top Year 3 spellers this week (Current position if in Whole School top 10):

Daniel G (8)! Daniel L and Miley



Access your Read theory account and carry out the reading tasks and comprehension questions.



Epic Books

As well as using Read theory continue to use EPIC kids which is an online site full of books. Click on this Epic picture and use our class code **zrs9822** Next, click on your name and get reading. We have assigned some books to get you started.

We will be able to see how you are doing as it will send us updates as to what and how much you have read. Happy reading!



First News

Read this week's edition of First News via Seesaw Class Announcements. Released on Monday mornings.

Maths tasks

Shout outs!

Well done Year 3 for your improved speed on TT Rockstars This week's certificates go to...



Harry P



Freya



Daniel P



Keep practising your TT Rockstars and why not challenge a friend to a 'Rock Slam'!?



Click on the [White Rose](#) link above to take you to the Year 3 videos. Please click on the ['Premium Resources'](#) link above to access the worksheets.

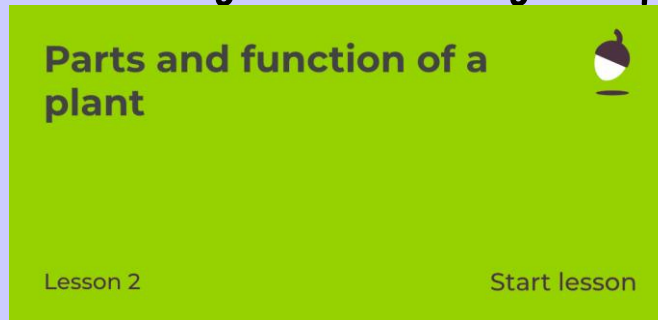
To access your Maths resources, you need to scroll down to Week 7 (8th of June) as we are now a week behind.



Explore these Active Maths tasks (which we are used to using in school) as and when you feel you would like to.

Science tasks

Plants Lesson 2: Parts and function of a plant



You'll need: a pencil or pen; a ruler; a notebook or paper. *Click on the image above and scroll down to Science, Plants, Lesson 2.*

Keep your work well presented focussing on your continuous cursive letters.

You can post a photo of your wonderful labelled drawings of a plant onto Seesaw. You could even upload a video showing the different parts of a plant in your garden. You can tell me what each part of the plant does - its function!

Happy investigating!

Topic tasks

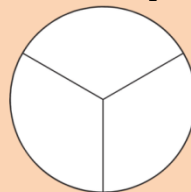
Recap from prior learning (click on image)



Why was farming important to the Ancient Egyptians?



The River Nile was vital for the Ancient Egyptians. Without it, no one would be able to farm and feed their families. No Nile, no Ancient Egypt. So the Ancient Egyptians relied on the annual flooding of the Nile. *Click on the image above to find out more.* Can you create a poster with the three seasons in the Egyptian Calendar showing and labelling what happened at each stage?



Foundation subject tasks

Computing Programming



Why is learning to type important? It prepares you for the road ahead. Did you know the virtual keyboard on your iPad has the same layout as a traditional computer keyboard?

Learning to type will improve your texting speed, too.

Click on the picture to take you to [BBC Dance Mat Typing](#). Lots of practice will help you develop correct hand and finger position for touch typing.

With practise and dedication you'll be a pro!

Online Safety at Home Activity Packs



Learn how to stay safe online with [Activity 6's e-safety pack](#).

Each pack contains two 15 minute activities.

Click on the Thinkuknow image to access your pack.

You can access previous packs if you wish.