



Year Four

Week beginning 15th June 2020

Hello Year 4! Hope you are all well and staying safe. We continue to miss you all.

Look out for your new **Seesaw login** which will allow you to post any of the home learning you would like us to see and there will also be a check in video from us each week. **Don't forget to click on 'view original on the seesaw announcement so that you can access these hyperlinks.**

New!

Science

What happens to food in your mouth?



What are the types of teeth?



Click on the questions above and explore these videos.

Task: How does an egg shell change when it is left in cola?

Egg shell has similar properties to tooth enamel. Leave the egg in cola for a week. Explain your findings and link it to your teeth.

You can post your work on seesaw.

Music

Mr O'Dowda has posted a quiz for you all to complete after you watched his video last week.

Check it out on Seesaw



Wellbeing

Check in questions

Discuss these questions with someone at home. You can post any of your answers on Seesaw if you would like to:

- What have you liked about lockdown?
- What have you disliked about lockdown?
- What will you continue to do once lockdown has been lifted?
- Share your funniest moment of lockdown.

English - Feedback task



[Click here to access the Book of Hope](#)

Read the poem 'A Way to the stars' by David Almond on page 22

As you are reading it, draw the images it conjures up and then create a final picture. You can annotate it if you would like to.

Post your final version on seesaw.

This is our focus challenge that you will receive feedback on this week

Choose another story from the book, read it and post a recommendation on Seesaw describing why it is a good story and how it made you feel. You could post a video of yourself explaining your views.

English tasks

Shout outs!



Wow 495 books completed on **EPIC**. Shout outs to Adam, Ciaran, Anabelle and Liliana who are in the lead for the number of books they have completed.

We are now in **1st place** on **Spelling shed**. Wow keep this going Year 4! Well done Kirstie - you are in 1st place (as of Friday)



Access your Read theory account and carry out the reading tasks and comprehension questions.



Epic Books

As well as using Read theory continue to use EPIC kids which is an online site full of books. Click on this Epic picture and use our class code nrr2870 Next, click on your name and get reading. We have assigned some books to get you started.

We will be able to see how you are doing as it will send us updates as to what and how much you have read. Happy reading!

First News

Read this week's edition of First News via Seesaw Class Announcements. Released on Monday mornings.



Maths tasks

Shout outs!

Well done Year 4 for your super accuracy on TT Rockstars. This week's certificates (for the week before half term) for the 'biggest increase in correct answers' go to...



Toby




Cianan



Emily

TIMES TABLES ROCKSTARS

There are no tournaments this week but keep practising yourself or why not challenge a friend to a 'Rock Slam'.



You need to scroll down to Week 7 (8th of June) as we are now a week behind

Click on the White Rose link above to take you to the Year 4 videos.


Click on the Premium Resources link above to access the worksheets.



Explore these Active Maths tasks (which we are used to using in school) as and when you feel you would like to



Topic tasks




Vikings

Choose any of the tasks below. Choose a new task for this week.

Research Viking shields and design your own.	Make a model of a Viking longboat. It can be 2D or 3D, make sure you use accurate colour.	Research an area of Viking life. For example: homes, clothes, food, war, religion, transport
Create an information leaflet/poster about Viking Gods (include pictures/drawings).	Who were the Vikings? Where did they come from? When did they invade Britain?	Create an information leaflet about the Vikings.
What happened when a Viking died? Present your findings in any way you choose	Draw and colour a picture of a Viking. What is he wearing? (You will need to research this first). You could use paints, crayons, collage or any other medium that you choose.	Research and design a Viking helmet. Make sure that you label your work.

Foundation subject tasks

Computing Programming



Visit [iLearn2](https://www.ilearn2.com) and use the 'Pupil Activity Code' **1177** to access the video guides.

We have used this before. How could you link your animation to some new learning about the Vikings?

Online Safety at Home Activity Packs



Learn how to stay safe online with *Activity 6's* e-safety pack.

Each pack contains two 15 minute activities. Click on the Thinkuknow image to access your pack.

You can access previous packs if you wish.