



We hope you had a good week last week and are all ready and enthused for another week of home-learning!

On this week's overview you will notice that some of the tasks will be accessed through 'Seesaw', our new interactive platform. Last week you will have received an email providing information on 'Seesaw' along with your unique text code. All you need to do is log in, check your 'Inbox' for any announcements and then click 'Activities' to retrieve the tasks for this week.

Each week, we will provide feedback on one piece of work set through 'Seesaw' so don't forget to upload a photo of what you have been doing!

This week's feedback task will be from 'Brian Bear's Picnic': What would you put into your picnic basket?

We will look forward to seeing all your hard work!

English Tasks




1. **Spelling Shed Activities:** Login on 'Seesaw' and click 'Activities' to access some reading and writing activities using two very similar looking diagraphs 'ai' and 'oi'




2. **Spelling Shed Spelling Practise:** You can also click on the 'Spelling Shed' logo to take you the website where you can practise this spelling rule online. You will need your 'Spelling Shed' username to access these.



3. **Rising Stars Reading Planet:** You have three new reading books waiting for you on 'Reading Planet'. Just click on the image and this will take you directly to the log-in page. Once you have completed each book, don't forget to complete the quiz to see how many questions you can get correct. It is important that you also click 'finished' at the end. Happy Reading!



4. **Talk for Writing:** Here is the next instalment of 'Talk for Writing': 'Brian Bear's Picnic!' There are plenty of writing activities to keep you busy! To access click on the picture to use the hyperlink. Don't forget you can write your answers up into a note book rather than printing. Everyone loves a picnic-but what would you take? This is our chosen task this week. We would love to see what you have been doing so don't forget to upload a photo of your work onto 'Seesaw' for Mrs Clough, Mrs Mott and Mrs Ramsden-Smith to see



5. **Handwriting Practise:** Can you carefully form the letter 'g'? Don't forget to start on the line each time (activity sheet is on 'Seesaw').

Ongoing Weekly English Resources...



Epic! - Although 'Rising Stars Reading Planet' will now take over as our main reading resource, please feel free to keep using 'Epic' as a website where your child can read books for pleasure.

Click on the 'Epic' icon and use our class codes:

Mrs Clough's class: tim5164


Mrs Mott/Mrs Ramsden-Smith's class: xcq5858

Maths Tasks



Premium Resources

Bitesize



1. **White Rose Maths** - Click on the image to access daily video clips relating to the Y1 Maths Curriculum. *We are a week behind so you will need to scroll down to **Week 7: W/C 8th June - Counting in 2s, 5s and 10s - Not arrays, doubles and equal groups!***

Once you have watched the video see if you can complete the daily activities. To access these just click on the 'Premium Resources' icon.

2. **BBC Bitesize** - The BBC has put together daily maths lessons for children to access. Click on the image and explore the maths lessons for Year 1. They link with White Rose Maths and have a daily TV programme too.

3. **Maths Activity Card 4** - A mixture of 8 questions covering various Maths topics (this task can found on 'Seesaw' under 'Activities').



Science Task



Animal Groups: Over the next few weeks we are going to be focusing on animals, including humans from all over the world. Each animal has been **classified** by scientists so it belongs to a group. Discover some facts about each group by watching the video clips (just click the image to get started. After watching each video you can then choose to complete one (or both) of the activities at the bottom of the webpage.

There is also a sorting game to try putting the animals into the correct group. There are answers if you are not sure which group they belong to.

Key Vocabulary: group, classify, fish, amphibian, reptile, bird, mammal

PSHE Task



Thinkuknow Online safety Activity 6: The 'Thinkuknow' website has released their fortnightly home learning activity pack. Have a look at the short activities by clicking on the image to see how you can support you child's online safety at home..

Other Useful Websites



1. *Oxford Owl* - Online ebooks which match your child's reading book band
2. *Roy the Zebra* - Interactive reading games.
3. *Twinkl* - A range of activities for all subject areas throughout the curriculum.
4. *ICT Games* - Interactive Maths and English games.
5. *Education City* - A range of interactive activities for all subject areas throughout the curriculum. Your child's log in will be in the back of their reading records.
6. *Once Upon a Picture* - A selection of interesting images which can inspire your child to write. It could be a story, a recount, a set of instructions, whatever motivates them.
7. *Topmarks* - A range of interactive activities for all subject areas throughout the curriculum.