

Year Five

Week beginning 11th May 2020

Hello Year 5! Hope you are well and staying safe. One of the greatest football tournaments of all time (in my opinion) is being replayed on ITV4 from Monday - it's only Euro '96! I'm sure you might like to watch some matches once you've completed your work! I'm missing you all very much and looking forward to seeing you soon. Xx

New!

English

First News writing task



Choose your favourite article and see what **persuasive language** you can find. Why do newspaper reporters use persuasive language?

Design and Technology

Raise and SMILE with a Rainbow

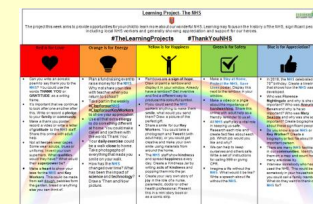


Can you design and make a usable item for someone who is staying safe at home?
See attached files.

NHS Learning Project

For 'Topic' this week, learn more about our wonderful NHS. There are a range of learning opportunities that may focus on the history of the NHS, significant people including local NHS workers and ways to show appreciation and support for our heroes. Thank you NHS!

Click on the image below to take you straight to all the learning tasks mentioned.



English tasks

Shout outs!

Spelling Shed 

We are 2nd on the leader board on Spelling Shed! *Mrs Sturman does a little dance*

Well done to Spike, Maisie, Izzy and Darcey who have played at least a game every day (with Ethan KS, Josh Pennington and Emelia hot on their heels!)

165 books read on EPIC so far, keep up the hard work. Well done to Orla, Josh Pennington, Izzy and Connie who have read a book on EPIC everyday.

A big well done to everybody who has been reading a book at home - I know most of you read everyday. Send me any recommendations, I am currently reading 'Where The Mountain Meets The Moon'.



Access your Read Theory account and carry out the reading tasks and comprehension questions.



Epic Books

As well as using Read theory continue to use EPIC kids which is an online site full of books. Click on this Epic picture and use our class code **zqx4264** Next, click on your name and get reading. We have assigned some books to get you started.

We will be able to see how you are doing as it will send us updates as to what and how much you have read. Happy reading!



First News

Read this week's edition of First News. See the attached file.

Maths tasks

Shout outs!

Top 3 this week

1st - Josh Parsons

2nd - Libby Marshall

3rd - Stanley Weatherall

The battle this week with Year 3 was immense. It has been a whirlwind competition, with Year 3 just beating us.



We've set up a TT Rockstars 'Battle' against Year 6. After our heavy losses to Year 6 in the past, this is our time to shine!



Click on the White Rose link above to take you to the Year 5 videos. The worksheets can now be found attached within the blog.



Explore these Active Maths tasks (which we are used to using in school) as and when you feel you would like to



Science tasks

Starters for STEM

STEM LEARNING

Starters for STEM are 10 activities that parents can use at home to help children develop their science, technology, engineering and maths skills. These activities are easy to resource and provide children with the stimulus to talk about the world around them. If you see a link you can explore how to extend these activities, you will need to sign up, for free, to access these materials. Don't forget to share your work on social media

#ScienceFromHome

Nature Treasure Box Use an empty egg box as a treasure box to collect things from the garden. Can you collect lots of things of the same colour? What about different smells? How many different things can you collect?	Has spring sprung? Look outside. Can you see how the trees and plants are changing? What flowers can you see? Draw a picture to show that spring is here. http://tiny.cc/50wxiz	What can you hear? Sit really quietly somewhere either in or outside. What can you hear? Can you hear any bird song? Can you identify the birds? https://www.british-birdsongs.uk/	Oh Crumbs! Take a biscuit and put it in a sealed bag. Now try and crush the biscuit into little pieces while it is still in the bag. Can you pour the biscuit into a bowl? What things can you usually pour out? Is the biscuit a solid or a liquid? https://www.stem.org.uk/rx32hm	As much use as a chocolate teapot! Think up some silly products, such as a chocolate teapot. It would melt as soon as you added hot water. Draw pictures of your ideas. https://youtu.be/xOKr46ZHLc0
Floating and Sinking What can you find in your house that sinks in the bath? Are there things that float? What do you notice? Can you sort them. https://www.stem.org.uk/rxfdsu	What did you have for dinner? Draw a picture of a big plate and then draw what you had for dinner last night. Find out what type of foods you ate for your meal e.g. dairy product, protein, carbohydrate Can you find out why your body needs these types of food? https://www.stem.org.uk/rx2st	Water Cycle in a bag Take a clean plastic sandwich bag. Carefully pour some water into it, so it is a third full. Seal it and tape it to a window that gets the sun. Watch what happens inside the bag when the sun is shining on the window. Can you explain this? https://www.stem.org.uk/rx32ju	Parts of a flower Ask your parents or carers if you can take a flower from the garden. Carefully dissect it. Can you name the different parts? Do you know what they do? This booklet might help you. https://www.stem.org.uk/rx33gn	Explore Earth & Space Join the alien explorer, Paxi, on his adventures around Earth and Space. Discover the Solar System, comets and how scientists are investigating whether there is life on Mars. https://www.stem.org.uk/cx6yuu

Click on the image which will provide you with lots of ideas for Science at home. Don't forget you can send us some photos of you carrying out these fun learning tasks. We are keeping last week's activities as you have a DT project this week too.

Topic tasks

For 'Topic' this week, learn more about our wonderful NHS. There are a range of learning opportunities that may focus on the history of the NHS, significant people including local NHS workers and ways to show appreciation and support for our heroes. Thank you NHS!

Click on the image below to take you straight to all the learning tasks mentioned.

Learning Project - The NHS

The project's aim is to provide opportunities for pupils to learn more about our wonderful NHS. Learning to support the history of the NHS, significant people including local NHS workers and generally showing appreciation and support for our heroes.

#TheLearningProjects	#ThankYouNHS			
<p>Red is for Love</p> <p>1. Tell your class or friends about the NHS and how it helps people. You can use the words 'THANK YOU' or 'I LOVE YOU' as a starting point.</p> <p>2. It is important that we continue to work when we are working after this time, or when it is possible to work in a shop or community centre. Think about how you can help in these ways.</p> <p>3. Write a letter to your classmate or friend about the NHS and how it helps people. You can use the words 'THANK YOU' or 'I LOVE YOU' as a starting point.</p> <p>4. Make a heart for your classmate or friend. You can use the words 'THANK YOU' or 'I LOVE YOU' as a starting point.</p>	<p>Orange is for Energy</p> <p>1. Write a story about a person who is full of energy. You can use the words 'THANK YOU' or 'I LOVE YOU' as a starting point.</p> <p>2. Draw a picture of a person who is full of energy. You can use the words 'THANK YOU' or 'I LOVE YOU' as a starting point.</p> <p>3. Write a letter to your classmate or friend about the NHS and how it helps people. You can use the words 'THANK YOU' or 'I LOVE YOU' as a starting point.</p> <p>4. Make a heart for your classmate or friend. You can use the words 'THANK YOU' or 'I LOVE YOU' as a starting point.</p>	<p>Yellow is for Happiness</p> <p>1. Write a story about a person who is happy. You can use the words 'THANK YOU' or 'I LOVE YOU' as a starting point.</p> <p>2. Draw a picture of a person who is happy. You can use the words 'THANK YOU' or 'I LOVE YOU' as a starting point.</p> <p>3. Write a letter to your classmate or friend about the NHS and how it helps people. You can use the words 'THANK YOU' or 'I LOVE YOU' as a starting point.</p> <p>4. Make a heart for your classmate or friend. You can use the words 'THANK YOU' or 'I LOVE YOU' as a starting point.</p>	<p>Green is for Safety</p> <p>1. Write a story about a person who is safe. You can use the words 'THANK YOU' or 'I LOVE YOU' as a starting point.</p> <p>2. Draw a picture of a person who is safe. You can use the words 'THANK YOU' or 'I LOVE YOU' as a starting point.</p> <p>3. Write a letter to your classmate or friend about the NHS and how it helps people. You can use the words 'THANK YOU' or 'I LOVE YOU' as a starting point.</p> <p>4. Make a heart for your classmate or friend. You can use the words 'THANK YOU' or 'I LOVE YOU' as a starting point.</p>	<p>Blue is for Appreciation</p> <p>1. Write a story about a person who is appreciated. You can use the words 'THANK YOU' or 'I LOVE YOU' as a starting point.</p> <p>2. Draw a picture of a person who is appreciated. You can use the words 'THANK YOU' or 'I LOVE YOU' as a starting point.</p> <p>3. Write a letter to your classmate or friend about the NHS and how it helps people. You can use the words 'THANK YOU' or 'I LOVE YOU' as a starting point.</p> <p>4. Make a heart for your classmate or friend. You can use the words 'THANK YOU' or 'I LOVE YOU' as a starting point.</p>

Foundation subject tasks

Computing App Design

Activity 1

Visit [iLearn2](https://www.ilearn2.com) and use the 'Pupil Activity Code' **8162** to access the video guides.

Requires PowerPoint, Apple Keynote for iPad or Google Slides. Feel free to email for another activity if you do not have access to any of these programs.

Online Safety at Home Activity Packs



Learn how to stay safe online with **Week 5's** e-safety activity pack.

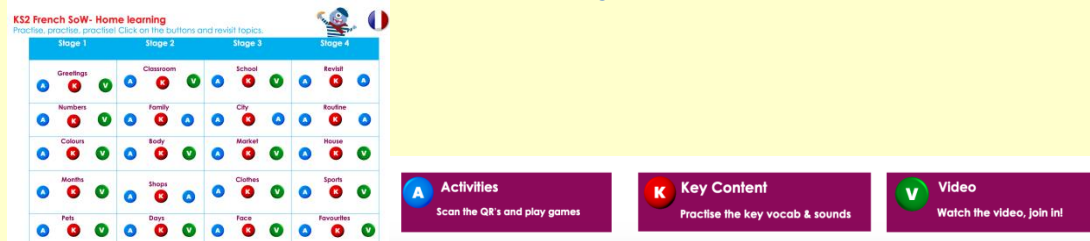
Each pack contains two 15 minute activities.

There is a Parents and Carers help sheet to read first.
See attached files.

Languages

Over the last term and a half we have been developing our language skills in Year 3. Click on the link below, choose Stage 3 (which is Year 5) and work through the activities, key content and watch the videos.

[Click here to open the French Home Learning document below!](#)




K52 French SoW - Home learning
Practice, practise, practise! Click on the buttons and revisit topics.

Stage 1	Stage 2	Stage 3	Stage 4
Greetings A K V	Classroom A K V	School A K V	Revisit A K V
Numbers A K V	Family A K V	City A K V	Routine A K V
Colours A K V	Body A K V	Market A K V	House A K V
Months A K V	Shops A K V	Clothes A K V	Sports A K V
Pets A K V	Days A K V	Face A K V	Favourites A K V

A Activities
Scan the QR's and play games

K Key Content
Practise the key vocab & sounds

V Video
Watch the video, join in!



French retrieval challenge activities

Bonjour! In addition to the French Home Learning Grid, we have also added retrieval challenge activities. Click on the French flag!

Bonne chance!