




# Queensgate Primary School

## Home Learning


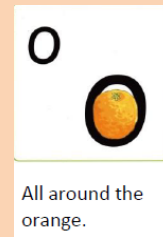
Below you will find the areas to focus on with your child this week. The children will have already been taught the sounds, tricky words and numbers below so this is an opportunity for them to consolidate and apply their learning. Please also remember to read regularly with your child at home and access the suggested websites for more activities for you to do at home.



### Sounds of the week

Oo (orange)

Cc (cat)



Can your child think of any words that begin with these sounds? What about words that end with these sounds? Can they use these sounds in blending and segmenting activities? For example, if you say the sounds 'c-o-t', can they reply with 'cot'? If you give them the word 'can', can they reply by sound talking 'c-a-n'? In blending and segmenting activities we only work with 2 or 3 letter words that are all phonetically decodable. Have a go at writing these sounds using the rhymes, 'all around the orange' and 'curl around the caterpillar'.



### Tricky word

into

Can your child read this tricky word from our Tricky Word Train? Can they tell you what is tricky about the word? Can they say a sentence containing this tricky word? Perhaps they could have a go at writing it? (Remember that nice pencil grip) Can they spot the tricky word in books, stories online or in print in the environment?

## Number of the week



9 nine

Can your child identify this number? Can they count out the correct number of objects? Can they count on and back from this number? Can they tell you what comes before or after this number on a number line? Can they find this number in the environment? What else can they tell you about this number? How many different ways can they find to make this total using two separate groups? Don't forget to check out the link to White Rose Maths (below) for some fun Maths activities!



## ILD task

This week our area of learning is...

### Physical Development - Health and Self Care

This week's task is all about looking after ourselves and being independent. Your task this week is to practise getting dressed!

Choose a task that is appropriate for your child's next steps. For example if they are struggling to put on or zip up their own coat can they practise this? Perhaps they need to practise getting their own shoes on? Some other ideas include putting on items of clothes independently and fastening and unfastening buttons, poppers or zips. Can you make this into a challenge by using a timer to see how fast they can do it? Can they get quicker by practising every day? You could also practise through role play by dressing and undressing dolls/teddies or asking your child to help you with your clothes! You might want to complete the Getting Dressed for School paper dolls activity too.

Please take a picture of your child completing the task above and upload it onto the ILD. It would be great if you could please write a comment explaining what they were able to do and, especially note down any comments that they said during the activity.

## Tales Toolkit



Character



Setting




Problem



Solution

I hope you all received an email earlier in the week explaining how to access the new Tales Toolkit Home Learning page using our school's code. Please see the email sent on Thursday 7<sup>th</sup> May if you have not yet managed to do so. Please click on the image below to take you to the website.



## 'Raise a SMILE with a Rainbow' DT Project



This week we are launching our whole school 'Raise a SMILE with a Rainbow' DT Project.

The aim of the project is for the children to make something which can be used by a person who is staying safe at home.

Please see the Information for Parents document, EYFS PowerPoint and additional resources uploaded on the blog for further information.

## Useful Websites

Just click on the images below to take you to the following websites...



Fun Maths activities to try at home accompanied by explanatory videos.



A fantastic range of resources to support all areas of learning and they are currently free. PowerPoints can be downloaded and many resources can be printed for use at home.



Free eBooks for your child to read at home.



Fun, interactive, online phonics games to help your child review the sounds and tricky words that they have learnt. This is also currently free.



A variety of online activities and games for all age groups.



A collection of fun activities / ideas to do at home to give you some inspiration if needed!



A fun, interactive phonics game! The children create their own monster who they then teach to read whilst adventuring around a magical world. The game is free on a computer and there is an app available to purchase.

If you are on Instagram or Facebook the Play Hooray account does a live play-a-long every weekday at 10am for children aged 1 - 5 and has lots of ideas to get you playing with things you can find around the house!