



Queensgate Primary School



Home Learning - Week beginning 4th May 2020

Hello Year 4. How are you all? We continue to miss you all and hope that you are staying safe and well.

Well done for accessing the online learning sites we can see that:

Over 136 books have been completed on EPIC and 19 of you are regularly using Read theory. Let's see if we can get everyone reading on these sites. I (Mrs Lee) have loved reading Arthur and the Golden Rope - try it, it's a great read.

We are currently in 6th place on Spelling shed there are some new spelling assignments on this week. Have a look and let's see if we can beat Reception (sorry Reception!)

TT Rockstars- 24 of you have been on in the last week.

That's fantastic. Keep it up and let's see if we can get everyone accessing these learning platforms.

An extra to note: Hidden figures (the film) is showing on C4 on Monday 4th May. We read the book written about these female scientists earlier this year. It's a PG so make sure you chat to your Parents before you watch it.

Top Spelling Groups		
#	Group	Score
1.	Year 6	207,135,032
2.	Reception	63,800,093
3.	Phase 4 Phonics Group	51,812,759
4.	Year 3	46,813,694
5.	Year 5	25,829,945
6.	Year 4	19,243,205
7.	Year 2	13,365,838
8.	1M	10,934,081
9.	Phase 3 Phonics Group	9,232,538
10.	1C	7,217,470

Spelling shed
Leader board as of
30- April
Come on Year 4!!!!

NEW!

VE day celebrations



VE Day 75

See the 'VE Day' powerpoint in the attached files to learn about VEDay and then choose one or more of the activities to complete.

Don't forget to celebrate the 75th anniversary on Friday 8th May.

Captain Tom or should we now say Colonel Tom!



Question:

How can one person make a big difference?

See the attached files for learning challenges from Picture News.

SHAPES Olympic Isolation Fun Pack



See the attached file where there is a pack designed to give you and your isolation household plenty of fun things to do inside or outside around an Olympic theme. The idea is to get adults and children all playing together in teams with adults supporting younger children to access the activities.

Oak National Academy English



Click on the picture above which takes you to Year 4 Poetry lessons. There are 5 lessons to work through. Have fun!

Perhaps you could send through your own final poems for Mrs Lee to look at?

Ongoing English Tasks



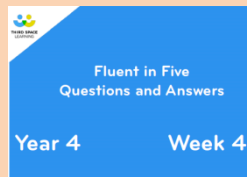
1. Access your *Read theory account* and carry out the reading tasks and comprehension questions

2. Read this week's edition of *First News*. See the attached file.



3. Click on this Epic icon above and use our class code *nrr2870* Next, click on your name and get reading. We will be able to see how you are doing as it will send us updates as to what and how much you have read. Happy reading!

Maths Tasks



Please see the attached file within the blog for the 'Fluent in Five' activities.



Please see the attached file within the blog for the 'Rapid Reasoning' activities.



Click on the White Rose link above to take you to the Year 4 learning activities.




Explore these *Active Maths tasks* (which we are used to using in school) as and when you feel you would like to

Ongoing Weekly Tasks



Topic Task

Anglo-Saxon Metalwork




The Anglo-Saxons created buckles, jewellery and purse fittings, which were made from gold, silver and bronze. The metal was beaten and engraved, often with dots and dashes representing the fur of animals. Niello was used to add letters and symbols to the engraved items. Niello was a black paste made from copper, sulphur, silver and lead. It was added to the metal and then fired to set the paste.

Follow these instructions to make your own piece of art based on Anglo-Saxon metalwork.

You will need:

- A4 piece of white paper
- silver, gold or bronze metallic paint
- a paintbrush
- a clay tool with a fine point (or a paintbrush with a fine point at the non-brush end)
- black wax crayon



Click on the Anglo Saxon image above. This is a practical task

Follow these instructions to make your own piece of art based on Anglo-Saxon metalwork.

You will need your Twinkl free access code which is UKTWINKLHELPS.

Science Task

A new set of STEM starters for you to explore this week. See the attached file which will provide you with lots of ideas for Science at home.

Starters for STEM

STEM LEARNING

Starters for STEM are 10 activities that parents can use at home to help children develop their science, technology, engineering and maths skills. These activities are easy to resource and provide children with the stimulus to talk about the world around them. If you see a link you can explore how to extend these activities, you will need to sign up, for free, to access these materials. Don't forget to share your work on social media

#ScienceFromHome

<p>Best Bird Beak</p> <p>Birds' beaks have adapted to be the best shape to pick up the food they eat. Try using chopsticks, a spoon, a clothes peg and tweezers to pick up rice, raisins, stones, seeds and spaghetti. Which beak is best for each food?</p> <p>https://www.stem.org.uk/rx32w3</p>	<p>Carrot Tops</p> <p>Cut the top off a carrot and place it on a plate with some water. Watch what happens. Can you measure any growth?</p>	<p>Wonderful weather</p> <p>Keep a diary of today's weather. Was the weather better in the morning or in the afternoon?</p> <p>https://www.stem.org.uk/slibrary/resource/26225</p>	<p>Where has your food come from?</p> <p>Have a look at the labels on 5 different types of food in your house. Where did they come from? Which place in UK or which country in the World? Which has travelled the furthest?</p> <p>https://www.stem.org.uk/rxtp</p>	<p>Who's on the menu?</p> <p>Create a list of the animals in your garden from the largest visitor to the smallest insect. Who eats who? Can you create any food chains or a food web to show who's on the menu?</p> <p>http://biny.co/aw7iz</p>
<p>Tallest Tower</p> <p>How can you make the tallest free standing tower from just one piece of A4 paper? You can use a pair of scissors, but no glue or tape is allowed.</p> <p>https://www.stem.org.uk/rxrk</p>	<p>New Roof for the Three Pigs</p> <p>After the Big Bad Wolf blew down the 3 little pigs house they needed to repair the roof. They decided to make it waterproof to stop the rain coming in. Can you build them a roof that will stop the rain coming in?</p> <p>Explore different materials to find the one that is most waterproof.</p> <p>http://biny.co/htu7iz</p>	<p>Make a telescope</p> <p>Find a used kitchen roll tube and wrap a piece of card around it. Tape the outside cardboard roll so that it can slide. You can decorate it if you'd like. Use your telescope to look at things really closely. What can you see through it?</p>	<p>Water Music</p> <p>Arrange some drinking glasses on a table. If you hit them with a pencil what sound do they make? Is each different? Now add different amounts of water to each glass. How has the sound changed? Can you compose a song to play on your water xylophone?</p> <p>http://biny.co/aw7iz</p>	<p>Making things move</p> <p>Take a toy car, or any toy with wheels and give it a push on 4 different surfaces in your house or outside space. Which surface do you think the car will go furthest on? Try it out a few times to find out. Can you find any other ways to make your toy car move?</p> <p>http://biny.co/aw7iz</p>

Week beginning 6th April 2020

Languages

Click on the link below, choose Stage 2 (which is year 4) and work through the activities, key content and watch the videos.

[Click here to open the French Home Learning document below!](#)

The image shows a grid for 'K52 French SoW Home learning' with four stages. Stage 2 is highlighted. Below the grid are three buttons: 'Activities' (A), 'Key Content' (K), and 'Video' (V).

Stage 1	Stage 2	Stage 3	Stage 4
Greetings	Classroom	School	Enfant
Numbers	Family	City	Routine
Colours	Body	Market	House
Months	Shops	Clothes	Sports
Felt	Days	Face	Favourites

A Activities
Scan the QR's and play games

K Key Content
Practise the key vocab & sounds

V Video
Watch the video, join in!

This section contains several resources: a 'Pupil lead activities & games sheet' with QR codes, a 'Language Detectives' Memory Bank for greetings, feelings, and names, and a video titled 'Bonjour' featuring a woman speaking.



In addition to the French Home Learning Grid, we have also added retrieval challenge activities.

Year 4 is Stage 2

Click on the French flag!

Online Safety at Home Activity Packs



Learn how to stay safe online with Week 2's e-safety activity pack. Each pack contains two 15 minute activities.

There is a Parents and Carers helpsheet to read first.
See attached files.

Computing Programming



Programming using instruments

The Scratch Rock Band Pupil Activity Pack shows pupils how to program different instruments (drum kit and guitar chords) using the sounds outputs, keyboard/touch inputs and wait blocks

Carry on with this activity by going to the iLearn2 website. Use the 'Pupil Activity Code' 6377 to access the video guides. You no longer need to use a username or password to log in.

Can you manage to build an interactive drum kit, add some guitar chords and/or record some singing?

You will just to go to the Scratch website. Happy programming!