



Queensgate Primary School



Year Three Home Learning

Home Learning - Week beginning 27th April 2020




Hello Year 3! Hope you are well and staying safe. Remember what I always say, "Reading is fundamental!" I have seen some of you have started researching Ancient Egypt, too!

Over 91 books have been completed on EPIC and 7 of you are regularly using Read theory. Let's see if we can get everyone reading on these sites, especially Read Theory. It is key you develop your reading comprehension skills.

We are currently in 2nd place on Spelling shed (we're behind Year 6!). Well done - keep up the practice on there, too!

TT Rockstars - 15 of you have been on in the last week. That's great (and a well done to you if you are one of those 15), but we need more of the class to practise.

Below, I have added 'NEW!' sites and learning opportunities for you to explore.

NEW!		
<p style="text-align: center;">French</p> 	<p style="text-align: center;">Computing: Programming</p> 	<p style="text-align: center;">Online Safety at Home Activity Packs</p> 
<p>Bonjour! In addition to the French Home Learning Grid, we have also added retrieval challenge activities. Click on the French flag!</p> <p>Bonne chance!</p>	<p>Can you write a simple program with text outputs, wait commands and movement?</p> <p>Try out this week's activity by going to the iLearn2 website. Use the 'Pupil Activity Code' 6002 to access the video guides. You no longer need to use a username or password to log in.</p> <p>You will be prompted to go onto the Scratch Website. Just click 'Start creating'. Happy programming!</p>	<p>Learn how to stay safe online with weekly E-safety packs.</p> <p>Each pack contains two 15 minute activities.</p> <p>There is a Parents and Carers helpsheet to read first. See Attached files.</p>

Maths Tasks



Please see the attached file within the blog for the 'Fluent in Five' activities.



Please see the attached file within the blog for the 'Rapid Reasoning' activities.

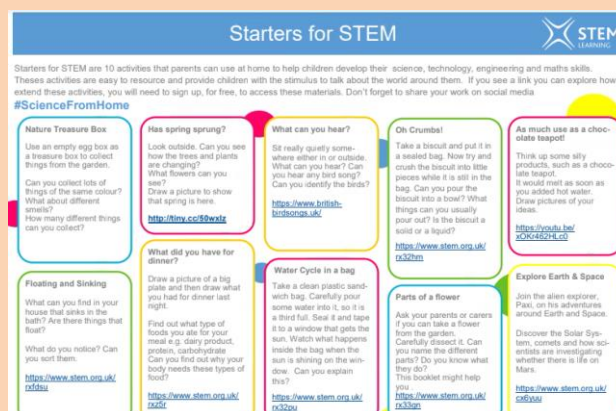


Click on the White Rose link above to take you to the Year 3 learning activities.



Explore these Active Maths tasks (which we are used to using in school) as and when you feel you would like to

Science



Click on the image which will provide you with lots of ideas for Science at home. Don't forget you can send us some photos of you carrying out these fun learning tasks. These tasks are updated weekly.

Topic Task

Immerse yourself further in your Ancient Egypt learning by choosing one of the tasks below. You can click on the picture to have a look at examples of completed learning. Have a go at completing one activity per week.

- Write some maths questions or word problems to solve using Egyptian number symbols.
- Use hieroglyphs to write a message.
- Design / make an Ancient Egyptian Mummy Sarcophagus.
- Find out some interesting facts about Ancient Egypt and create a multiple choice quiz.
- Create top trump cards using Ancient Egyptian Gods and Goddesses.
- Imagine you were there when Tutankhamen's tomb was discovered. Write a diary or news report about the event.
- Write an acrostic poem using the letters of a key 'topic' word e.g. Egypt.
- Research the importance of the River Nile and how it was used.

- Design a death mask for Tutankhamun.
- Write an explanation for how the pyramids were constructed.
- Create a fact file on a famous Ancient Egyptian.
- Create a project book with on different aspects of life e.g. work, family, religion.
- Make a pyramid model. Could you show what it might look like inside?
- List ten things that we would see in Ancient Egypt.
- Make a 3D model of a typical home during Ancient Egyptian times.
- Design a tourist leaflet to encourage tourists to visit Egypt.
- Create a word search about Ancient Egypt.
- Research and make an Ancient Egyptian game e.g. Senet.

- Write 10 questions that you would ask Tutankhamun.
- Research the 7 wonders of the Ancient World. You could create a brochure or leaflet to present your information.
- Make a set of Canopic Jars.
- Write a biography of an Ancient Egyptian God.
- Ancient Egypt art
- Design and make an Egyptian cartouche or jewellery.
- Write instructions or an explanation for mummification.
- Create your own Egyptian style portrait with your name in hieroglyphs.
- Mark Egypt and its landmarks on a world map.
- Write a story set in Ancient Egypt.
- Make your own mummy and tomb.
- Mummify an apple!

Ongoing Weekly Tasks

Spelling Shed 

Times Tables
Rockstars

twinkl
planit

newsround

Here is a link to a Padlet which shares lots of online opportunities for you to explore each day.


padlet



Bitesize

Access regular daily lessons in English and Maths, as well as other core subjects, in an expanded version of the Bitesize website and also on special programmes broadcast on BBC iPlayer. Click on the image above to take you to Bitesize.

Languages

Over the last term and a half we have been developing our language skills in Year 3. Click on the link below, choose Stage 1 (which is year 3) and work through the activities, key content and watch the videos. [Click here to open the French Home Learning document below!](#)

KS2 French SoW- Home learning
Practise, practise, practise! Click on the buttons and revisit topics.

Stage 1	Stage 2	Stage 3	Stage 4
Greetings	Classroom	School	Revisit
Numbers	Family	City	Environ
Clothes	Body	Market	Home
Months	Shops	Clothes	Sports
Fair	Days	Face	Favourite

A Activities
Scan the QR's and play games

K Key Content
Practise the key vocab & sounds

V Video
Watch the video, join in!

Autumn 1 Stage 1 French
Pupil lead activities & games sheet

Numbers word search	Colour Quizzes	Colour Worksheets

Language Detectives' Memory Bank: Greetings, Feelings and Names

Greetings Bank
Bonjour - good day
Salut - Hello
À bientôt - see you soon
Au revoir - good bye

Question and Answer Bank
Ça va bien - how are you?
Ça va bien - I am feeling good
Ça va - I am feeling okay
Comme ci comme ça - okay
Ça va mal - I am not feeling good

Question and Answer Bank
Comment t'appelles-tu? - What are you called?
Je m'appelle... I am called.....

Sound spelling
"bu"
"tu"
"tu"
"tu"

Bonjour

Year 3
Mr Berger-North