



Queensgate Primary School



Year Three Home Learning

Home Learning - Week beginning 30th March 2020

Hello Year 3! I have been thinking of you and missing you all! I hope that under these strange and different times, you have managed to achieve a daily routine, and most importantly, spent quality time with your family in the sunshine.

I know many of you have been accessing the blog and carrying out the learning tasks. Below, I have updated some of the tasks and added 'NEW!' activities, too.

Remember you don't have to do everything. However you achieve, I'm proud of you! Every week you will be able to access the learning tasks from the previous weeks.

NEW!

Here is a link to a Padlet which shares lots of online opportunities for you to explore each day.



Our First News (newspaper) is also now in a PDF for you to read. See attached file.



English Tasks



Access your Read theory account and carry out the reading tasks and comprehension questions.



Start each day with a weird, wonderful and/or thought provoking image that will inspire you to write creatively. Answer the questions underneath the image; improve the 'sick' sentences that are given — a quick, simple and fun way to cover that grammar, punctuation or spelling objective; attack the sentence challenge either as revision for what you have been learning in school and to finish with, create a short/extended story using the story starter provided.

1. Story starter task
2. Sentence challenge!
3. Question Time!
4. Sick sentences



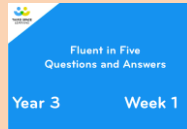
Diary writing Task

Start a diary of your experiences throughout this unprecedented time. It's a great idea for many reasons. This is a historic moment that, in years to come, will be studied and discussed in great depth.

Remember that a diary is written in the first person and uses an informal tone. It recounts all the details of a specific day and time.

It would be great if you could do this in either a notebook or using an online format so that it can be saved and referred to in years to come.

Maths Tasks



Please see the attached file *within the blog* for the 'Fluent in Five' activities.



Please see the attached file *within the blog* for the 'Rapid Reasoning' activities.



Click on the White Rose link above to take you to the Year 3 learning activities.



Explore these *Active Maths tasks* (which we are used to using in school) as and when you feel you would like to


Topic Task

We have been learning about UK cities and the countryside, including their human and physical features.

Land use patterns - zones at your house

At home there are rooms and different spaces e.g. kitchen, garage, cupboards, garden. Each area has a different use and this creates a pattern.

Consider the way different parts of your home are used. Many areas may be dedicated to sleeping in (bedrooms), others may be for cooking (kitchen), for parking cars (garage). Use a blank sheet of paper or use an app (e.g. piccollage) to create a birdseye view map of your house. Use a code (such as a different colour) to show how each area is used and add a key describing what the codes mean.



Ongoing Weekly Tasks

Spelling Shed



Times Tables
Rockstars



Computing



Log into [iLearn2 link](#) with the username: *queensgatepupil*. The password is *pupil*. Explore the learning activities we have covered so far in Year 3.

Programming in Scratch (plethora of tasks)

Internet Research

Keynote presentations

These can be accessed either on tablets or PCs.

Languages

Over the last term and a half we have been developing our language skills in Year 3.

Click on the link below, choose Stage 1 (which is year 3) and work through the activities, key content and watch the videos.

[Click here to open the French Home Learning document below!](#)

KS2 French SoW- Home learning
Practice, practise, practise! Click on the buttons and revisit topics.

Stage 1	Stage 2	Stage 3	Stage 4
Greetings	Classroom	School	Revisit
Numbers	Family	City	Location
Curios	Body	Market	House
Months	Shapes	Clothes	Sports
Pets	Days	Face	Festivities

- A Activities**
Scan the QR's and play games
- K Key Content**
Practise the key vocab & sounds
- V Video**
Watch the video, join in!

Autumn 1 Stage 1 French
Pupil lead activities & games sheet

QR code scanner

Language Detectives' Memory Bank: Greetings, Feelings and Names

Greetings Bank
Bonjour - good day
Salut - Hello
À bientôt - see you soon
Au revoir - good bye

Sound spelling
"b"
"p"
"t"
"d"

Question and Answer Bank
Ça va bien - I am feeling good
Ça va - I am feeling okay
Ça va mal - I am not feeling good

Question and Answer Bank
Comment t'appelles-tu? - What are you called?
Je m'appelle... I am called.....

Sound Bank
Greetings
Feelings
Asking a name

Grammar
When you ask a question in French you can turn a sentence into a question by raising the pitch of your voice at the end of the question.

≡
Ça va?
Ça va?

Bonjour

Non-screen activities you can do at home

Pobble

What can you do when there's no school and you're stuck at home? Here are 25 fun ideas to choose from.

25
ideas!



1 How many different words can you make from the letters in this sentence, below? Grab a pencil and paper and write a list!

'Learning from home is fun'

2 Thank a community hero. Think of someone that helps you in some way and write a short letter to thank them.

Thanks!

3 Get building! You could build a Lego model, a tower of playing cards or something else!



4 Can you create your own secret code? You could use letters, numbers, pictures or something else! Can you get someone else to try and crack it?

5 Start a nature diary. Look out of the window each day and keep note of what you see. Birds, flowers, changes in the weather, what else?

6 Hold a photo session. Use a camera or a mobile phone to take some snaps. What will you photograph? Your pets or toys perhaps?

7 Build a reading den. Find somewhere cosy, snuggle up and read your favourite book!



8 Use an old sock to create a puppet. Can you put on a puppet show for someone?



9 Make a list of all the electrical items in each room of your home. Can you come up with any ideas to use less electricity?

10 Design and make a homemade board game and play it with your family.




11 Do something kind for someone. Can you pay them a compliment, make them something or help them with a task?



12 Can you create a story bag? Find a bag and collect items to go in it that relate to a well known story. If you can't find an item, you could draw a picture to include.

13 List making! Write a list of things that make you happy, things you're grateful for or things you are good at.



14 Design and make an obstacle course at home or in the garden. How fast can you complete it?



15 Can you invent something new? Perhaps a gadget or something to help people? Draw a picture or write a description.



16 Keep moving! Make up a dance routine to your favourite song.



17 Write a play script. Can you act it out to other people?



18 Read out loud to someone. Remember to read with expression.



19 Write a song or rap about your favourite subject.



20 Get sketching! Find a photograph or picture of a person, place or object and sketch it.




21 Junk modelling! Collect and recycle materials such as yoghurt pots, toilet rolls and boxes and see what you can create with them.

22 Draw a map of your local area and highlight interesting landmarks.



23 Write a postcard to your teacher. Can you tell them what you like most about their class?

24 Draw a view. Look out of your window and draw what you see.



25 Get reading! What would you most like to learn about? Can you find out more about it in books? Can you find a new hobby?