



Queensgate Primary School

Year Three Home Learning



You will find a selection of home learning activities below, just click on the image and this will take you directly to the task.

1. Read regularly with an adult and discuss what you have read
2. Regular times table practice

English Tasks



READTHEORY *Reading and Writing, Improved.*

Access your **Read theory account** and carry out the reading tasks and comprehension questions. You'll need to complete a 20 minute pre-test so the program can find the right level texts for your ability. You must complete this independently and in one sitting. Then carry out the reading tasks and comprehension questions



Start each day with a weird, wonderful and/or thought provoking image that will inspire you to write creatively. Answer the questions underneath the image; improve the 'sick' sentences that are given — a quick, simple and fun way to cover that grammar, punctuation or spelling objective; attack the sentence challenge either as revision for what you have been learning in school and to finish with, create a short/extended story using the story starter provided.

1. Story starter task
2. Sentence challenge!
3. Question Time!
4. Sick sentences



Newspaper Report Task

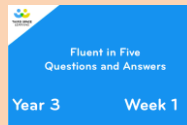
We have recently been writing newspaper reports and diary entries.

Write a newspaper report based on a news story seen on Newsround or imagine you're a newspaper reporter in your favourite book - just as we did for the Lion, the Witch and the Wardrobe - and describe the events taking place. Remember your 5W's! Have a headline, by line, a lead, paragraphs on each of the Ws, quotes illustrations and captions.

Can you include the features below?

- Use inverted commas to punctuate direct speech (speech marks).
- Identify, select, generate and effectively use prepositions for where e.g. above, below, beneath, within, outside, beyond.
- Select, generate and effectively use adverbs e.g. suddenly, silently, soon, eventually.
- Explore, identify and create complex sentences using a range of conjunctions e.g. when, if because, although, while, since, until, before, after

Maths Tasks



Please see the attached file within the blog for the 'Fluent in Five' activities.



Please see the attached file within the blog for the 'Rapid Reasoning' activities.



Please see the attached file within the blog for the 'White Rose' activities.

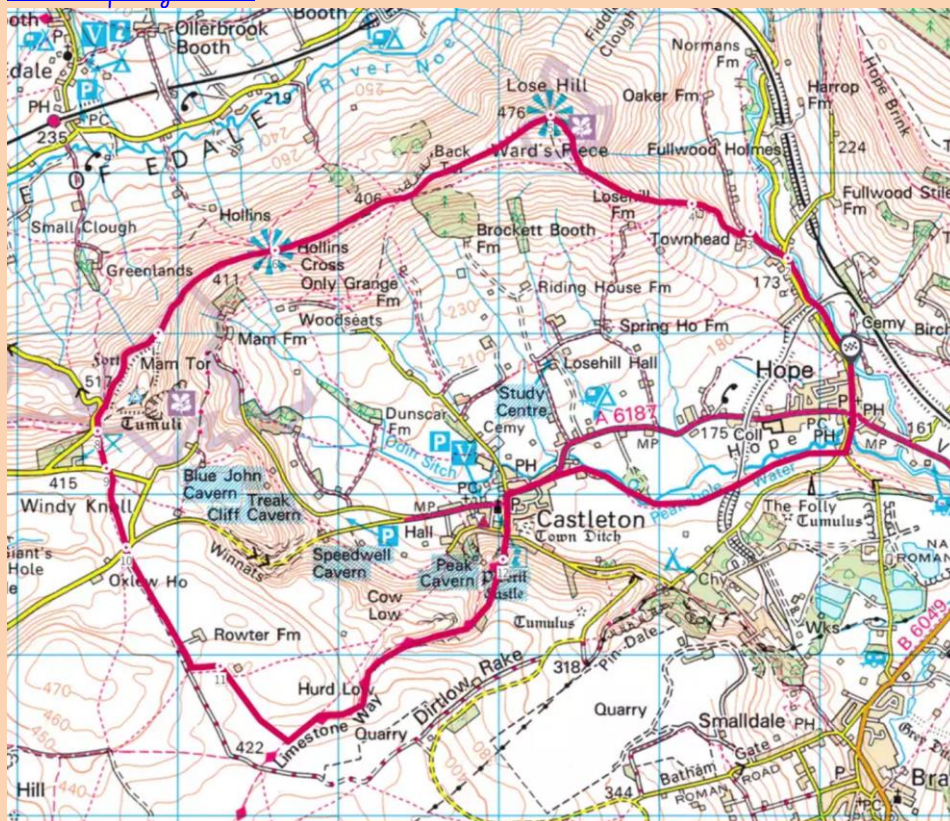
Topic Task

We have been learning about UK cities and the countryside, including their human and physical features.

1. Can you use the map below or find your own picture of a Peak District OS map and label key features such as highest point, main towns or villages and other human features such as a railway station. You can even draw your own version with a key. Click on the links below for help in creating your labelled Peak District map.

[How to use an OS Map](#)

[OS Map Symbols](#)



Ongoing Weekly Tasks

Spelling Shed 

TIME TABLES
ROCKSTARS

twinkl
planit



Computing



Log into [iLearn2 link](#) with the username: *queensgatepupil*. The password is *pupil*. Explore the learning activities we have covered so far in Year 3.

- Programming in Scratch (plethora of tasks)
- Internet Research
- Keynote presentations

These can be accessed either on tablets or PCs.

Languages

Over the last term and a half we have been developing our language skills in Year 3.

Click on the link below, choose Stage 1 (which is year 3) and work through the activities, key content and watch the videos.

[Click here to open the French Home Learning document below!](#)

Stage 1	Stage 2	Stage 3	Stage 4
Greetings	Classroom	School	Revisit
Numbers	Family	City	Routine
Colours	Body	Market	House
Months	Shops	Clothes	Sports
Fels	Days	Face	Favourites

- A** Activities: Scan the QR's and play games
- K** Key Content: Practise the key vocab & sounds
- V** Video: Watch the video, join in!

Autumn 1 Stage 1 French
Pupil led activities & games sheet

QR codes for: Greetings, Numbers, Colours, Months, Fels, Classroom, Family, Body, Shops, Days, School, City, Market, Clothes, Face, Revisit, Routine, House, Sports, Favourites.

Language Detectors: Memory Bank, Greetings, Feelings and Names

Bonjour

Non-screen activities you can do at home

Pobble

What can you do when there's no school and you're stuck at home? Here are 25 fun ideas to choose from.

25
ideas!



1 How many different words can you make from the letters in this sentence, below? Grab a pencil and paper and write a list!

'Learning from home is fun'

2 Thank a community hero. Think of someone that helps you in some way and write a short letter to thank them.

Thanks!

3 Get building! You could build a Lego model, a tower of playing cards or something else!



4 Can you create your own secret code? You could use letters, numbers, pictures or something else! Can you get someone else to try and crack it?

5 Start a nature diary. Look out of the window each day and keep note of what you see. Birds, flowers, changes in the weather, what else?

6 Hold a photo session. Use a camera or a mobile phone to take some snaps. What will you photograph? Your pets or toys perhaps?

7 Build a reading den. Find somewhere cosy, snuggle up and read your favourite book!



8 Use an old sock to create a puppet. Can you put on a puppet show for someone?



9 Make a list of all the electrical items in each room of your home. Can you come up with any ideas to use less electricity?

10 Design and make a homemade board game and play it with your family.




11 Do something kind for someone. Can you pay them a compliment, make them something or help them with a task?



12 Can you create a story bag? Find a bag and collect items to go in it that relate to a well known story. If you can't find an item, you could draw a picture to include.

13 List making! Write a list of things that make you happy, things you're grateful for or things you are good at.



14 Design and make an obstacle course at home or in the garden. How fast can you complete it?



15 Can you invent something new? Perhaps a gadget or something to help people? Draw a picture or write a description.



16 Keep moving! Make up a dance routine to your favourite song.



17 Write a play script. Can you act it out to other people?



18 Read out loud to someone. Remember to read with expression.



19 Write a song or rap about your favourite subject.



20 Get sketching! Find a photograph or picture of a person, place or object and sketch it.



21 Junk modelling! Collect and recycle materials such as yoghurt pots, toilet rolls and boxes and see what you can create with them.

22 Draw a map of your local area and highlight interesting landmarks.



23 Write a postcard to your teacher. Can you tell them what you like most about their class?

24 Draw a view. Look out of your window and draw what you see.



25 Get reading! What would you most like to learn about? Can you find out more about it in books? Can you find a new hobby?