



Links to the PE National Curriculum


- They should enjoy communicating, collaborating and competing with each other.
- They should develop an understanding of how to improve in different physical activities and sports and learn how to evaluate and recognise their own success.
- Pupils should be taught to use running, jumping, throwing and catching in isolation and in combination.
- Pupils should be taught to play competitive games, modified where appropriate [for example badminton, basketball, cricket, football, hockey, netball, rounders and tennis], and apply basic principles suitable for attacking and defending.

Key Skills: Physical

- Underarm and overarm throwing
- Catching
- Over and underarm bowling
- Long and short barrier
- Batting

Key Skills: S.E.T

- Social: Collaboration and communication
- Social: Respect
- Emotional: Honesty
- Thinking: Observing and providing feedback
- Thinking: Selecting and applying strategies



A player is out if:

- **Bowled out:** The bowler bowls a ball that hits the wicket.
- **Caught out:** The batter hits the ball and the ball is caught by the bowler or a fielder before it hits the ground.
- **Run out:** The batters, when going for a run, fall short of the crease and the stumps are hit by the fielding team.
- **Stumped out:** The wicket keeper can stump the wicket off a bowled ball if the batter has moved beyond their crease.
- **Hit wicket:** The batter hits their own wicket.
- **LBW:** The ball hits the batter's **L**eg **B**efore the **W**icket when the ball is travelling towards the wicket.

Key Vocabulary:

Encourage pupils to use this language in your lessons.

*Year 6 would use Year 5 and Year 6 vocabulary

Year 5

- Strike
- Support
- Wicket
- Wicket Keeper
- Fielding
- Batting
- Tracking
- Retrieve

Year 6

- Defensive hit
- Drive hit
- Continuous
- Consistently
- Obstruction

Teacher Glossary

Fielder: A player on the fielding team, especially one other than the bowler or backstop / wicket keeper.

Batter: A player on the batting team.

Runs: The unit of scoring.

Bowler: The player who starts the game by bowling to the batter.

Wicket Keeper: The player on the fielding side who stands behind the wicket.

Innings: One player's or one team's turn to bat (or bowl).

An over: The delivery of six consecutive legal balls by one bowler.

Crease: The lines in front of the wickets that mark positions for the bowler and batter.

Where this unit sits

Assessment Criteria

Year 4

- I am able to bowl a ball with some accuracy, and consistency.
- I am learning the rules of the game and I am beginning to use them to play honestly and fairly.
- I can communicate with my teammates to apply simple tactics.
- I can explain what happens to my body when I exercise and how this helps to make me healthy.
- I can persevere when learning a new skill.
- I can provide feedback using key terminology and understand what I need to do to improve.
- I can strike a bowled ball after a bounce.
- I can use overarm and underarm throwing, and catching skills with increasing accuracy.
- I share ideas and work with others to manage our game.

Year 5

- I am developing a wider range of fielding skills and I am beginning to use these under some pressure.
- I can identify how different activities can benefit my physical health.
- I can identify when I was successful and what I need to do to improve.
- I can strike a bowled ball with increasing consistency.
- I can use feedback provided to improve my work.
- I can work collaboratively with others to score runs.
- I can work co-operatively with others to manage our game.
- I understand the need for tactics and can identify when to use them in different situations.
- I understand the rules of the game and I can apply them honestly most of the time.
- I understand there are different skills for different situations and I am beginning to use this.

Year 6

- I can select the appropriate action for the situation.
- I can strike a bowled ball with increasing consistency and accuracy.
- I can use a wider range of fielding skills with increasing control under pressure.
- I can use feedback provided to improve the quality of my work.
- I can use the rules of the game consistently to play fairly.
- I can work collaboratively with others to score runs and to get batters out.
- I can work in collaboration with others so that games run smoothly.
- I recognise my own and others strengths and areas for development and can suggest ways to improve.
- I understand and can apply some tactics in the game as a batter, bowler and fielder.
- I understand that there are different areas of fitness and how this helps me in different activities.

KS3 PE NC Subject Content


- Build on and embed the physical development and skills learnt in Key Stages 1 and 2.
- Become more competent, confident and expert in their techniques.
- Understand what makes a performance effective.
- Develop confidence and interest to get involved in exercise, sports and activities out of school and in later life.
- Understand and apply the long term health benefits of physical activity.

Progression of Skills Ladder



Striking

Strike a bowled ball with increasing accuracy and consistency.

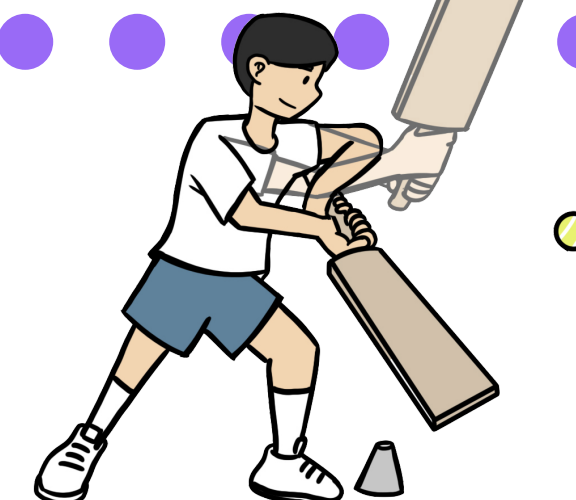


Fielding

Consistently select and apply the appropriate fielding action for the situation.



Year 6



Throwing

Consistently make good decisions on who and when to pass to in order to get batters out.

Catching

Consistently demonstrate good technique in catching skills under pressure.

Other units that progress into this activity are:

Games
Ball Skills
Fundamentals
Striking and Fielding
Sending and Receiving

Striking

Explore defensive and driving hitting techniques and directional batting.

Fielding

Develop over and underarm bowling technique. Select and apply long and short barriers appropriate to the situation.

Striking

Develop batting technique consistent with the rules of the game.

Fielding

Develop bowling with some consistency, abiding by the rules of the game.

Year 5

Year 4

Throwing

Demonstrate clear technique when using a variety of throws under pressure.

Catching

Explore catching skills (close/deep and wicket keeping) and apply these with some consistency in game situations.

Throwing

Use overarm and underarm throwing with increased consistency in game situations.

Catching

Beginning to catch with one and two hands with some consistency in game situations.